



BRITISH
TRANSPORT
POLICE

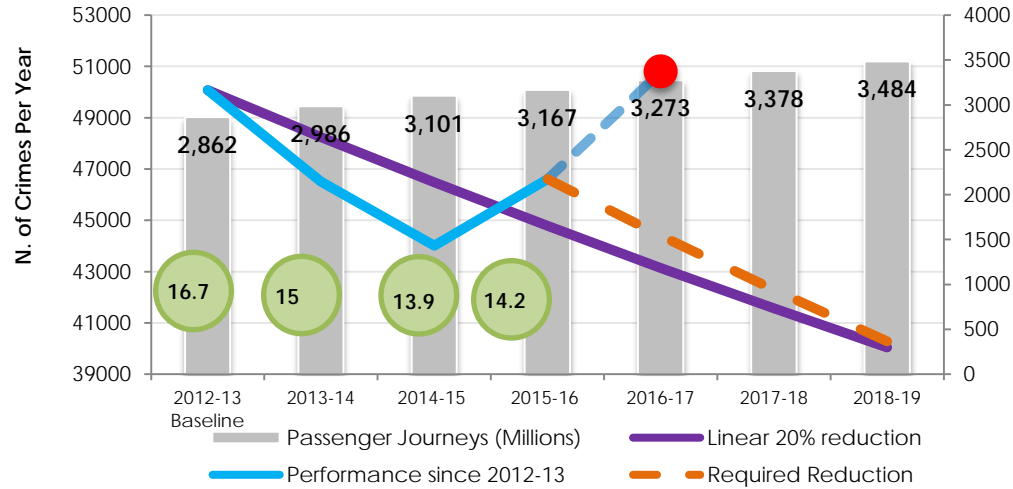
Performance Delivery Update

14th October 2016

Strategic Plan Objectives- 20:20:10



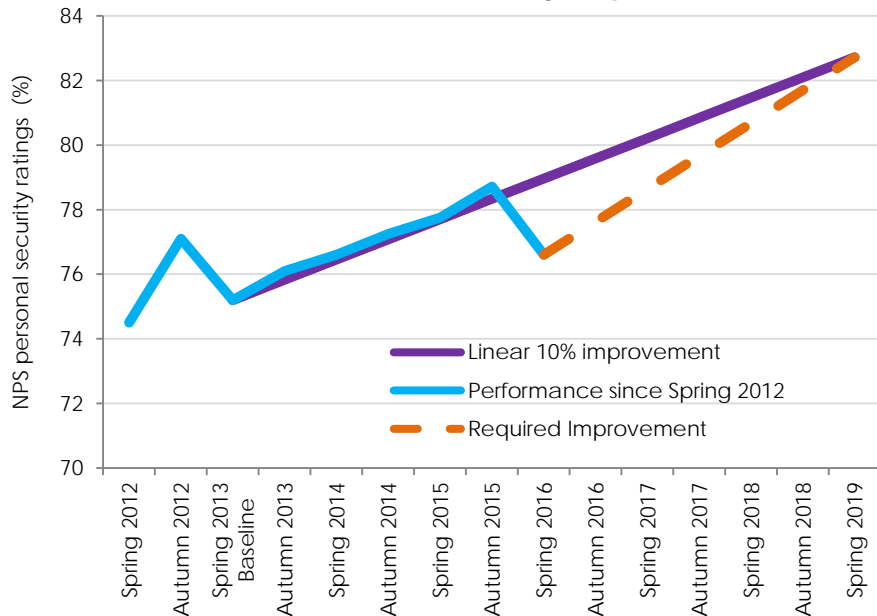
BTP 20% Notifiable Reduction



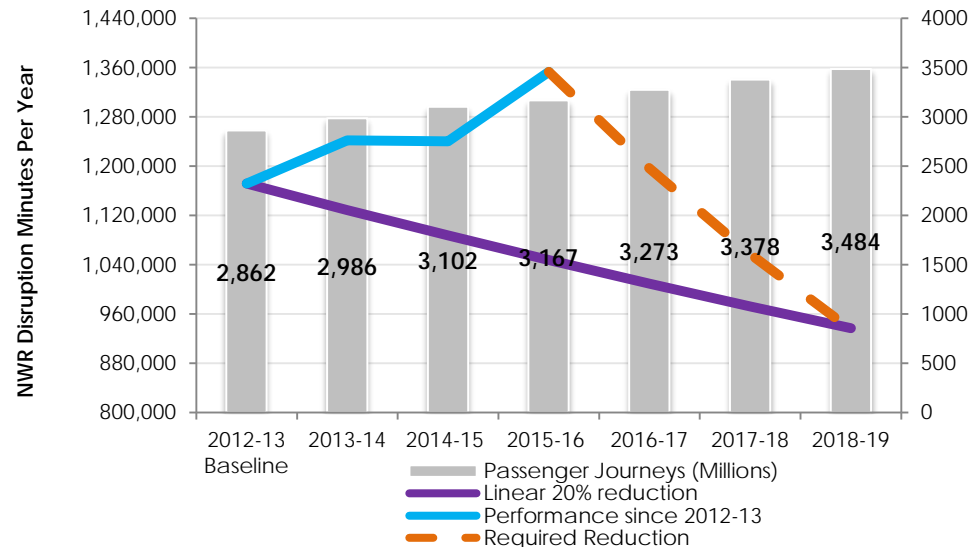
- If current trend continues, BTP will record approximately **49,770** offences by end of 2016/17.
- Offences recorded in 2012/13 (baseline target) for notifiable crime was 50,081. We are now projected to be 5,451 crimes over 2015/16 figure, requiring a **20% reduction to achieve objective.**

● Crime per mil. Pass Journeys

BTP 10% Personal Security Improvement



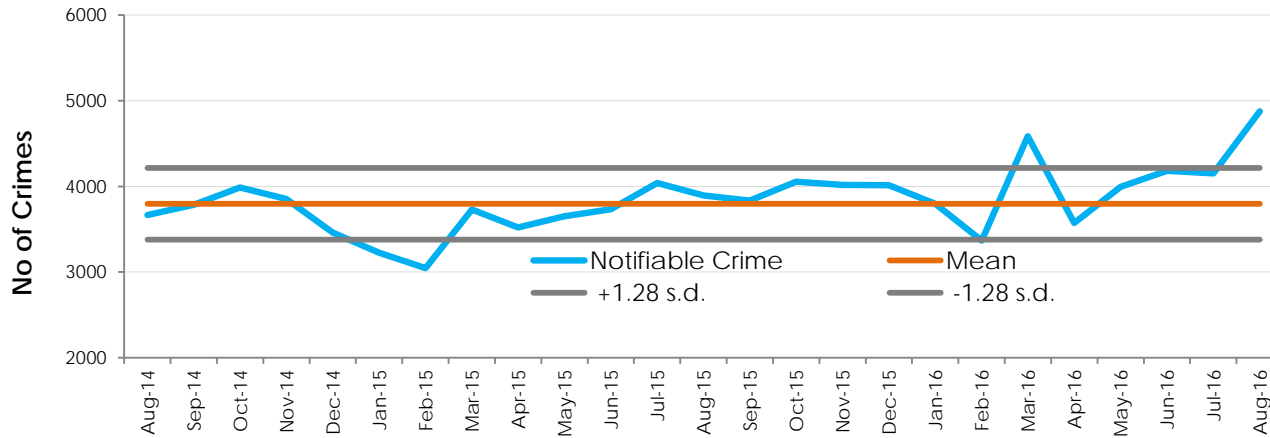
BTP 20% NWR Disruption Minutes Reduction



A 35% reduction over 3 years is now required in order to achieve the strategic target

Challenges to reducing crime

BTP - Notifiable Crime 2 Years Breakdown

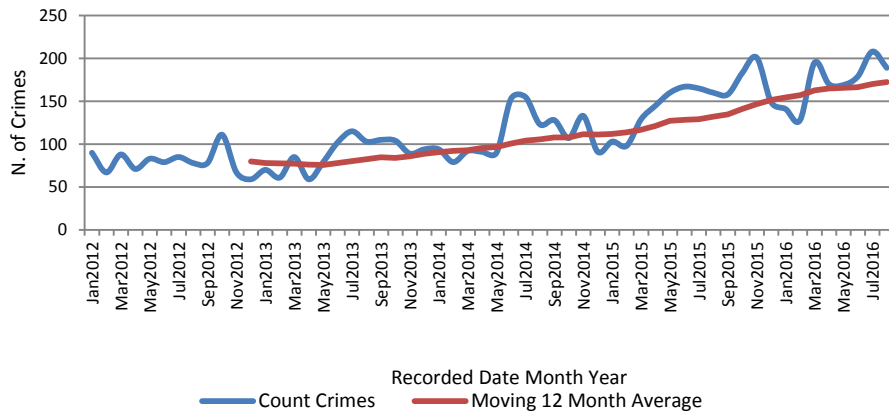


Averaging **136** crimes per day
Target crimes per day = **121.4**

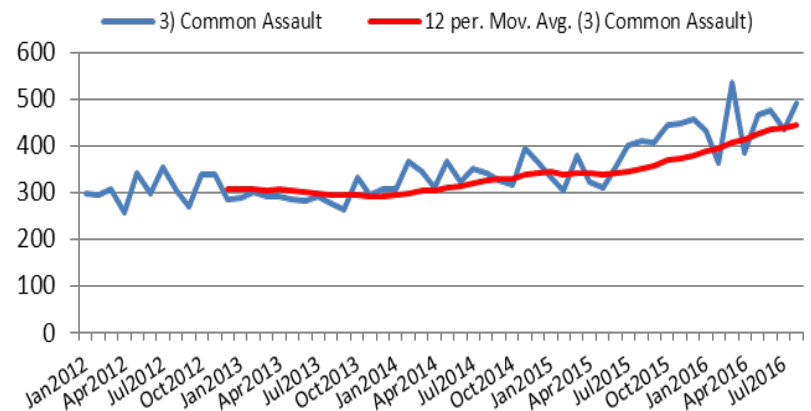
BTP is currently **2,212** crimes higher than the required 5% reduction level

Nationally, total crime has seen a **9% increase** in comparison to a **4% increase in BTP**

BTP Recorded 02A Sexual Offences 01/01/2012 to 31/08/2016 By Recorded Date Month/Year



Common Assault

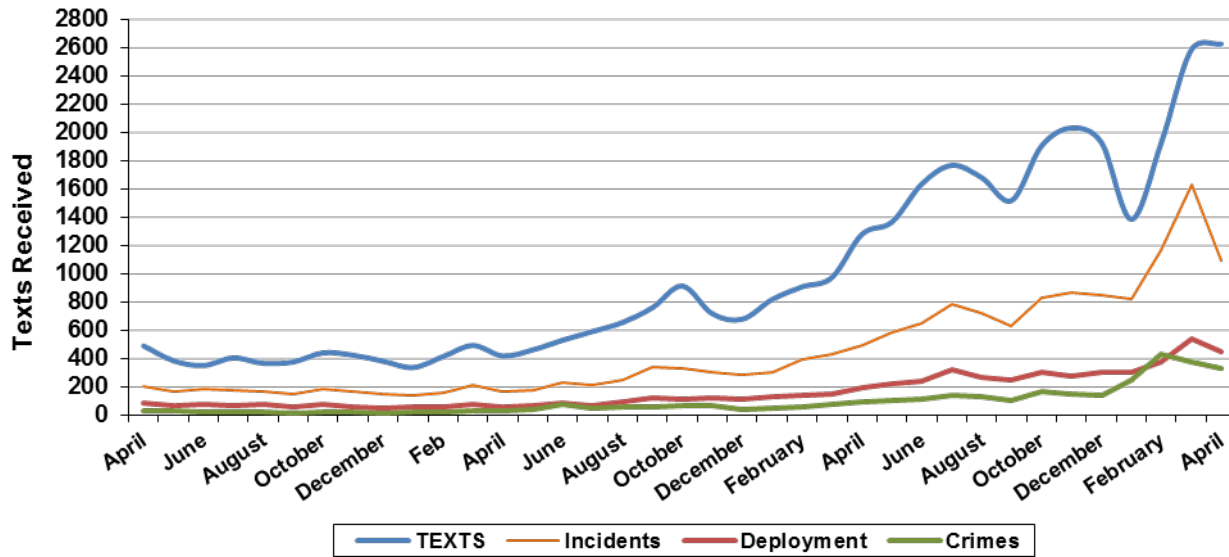


BTP has arrested 263 sexual offenders this YTD, compared to 261 last year.



TfL has arrested 104 offenders this YTD. This is a 26% increase from last year.

Increased reporting & Passengers on the network



Over the last three years BTP has been enhancing its accessibility and ability to report crimes.

| | <i>April</i> | <i>May</i> | <i>June</i> |
|----------------------------|--------------|------------|-------------|
| CRI s | 96% ↑ | 94% ↓ | 95% ↑ |
| Hate incidents | - | 97% ↑ | - |
| Sexual offences | 97% ↑ | - | - |
| Violence | - | - | 96% ↓ |
| Cancellations | - | 96% ↓ | - |
| Robbery | 99% ↑ | - | - |
| Theft (Transferred) | - | 99% | - |
| Cable Theft | - | - | 100% |
| ASB - Personal | 89% ↓ | - | - |

The accurate and consistent recording and reporting of offences has shown steady improvement

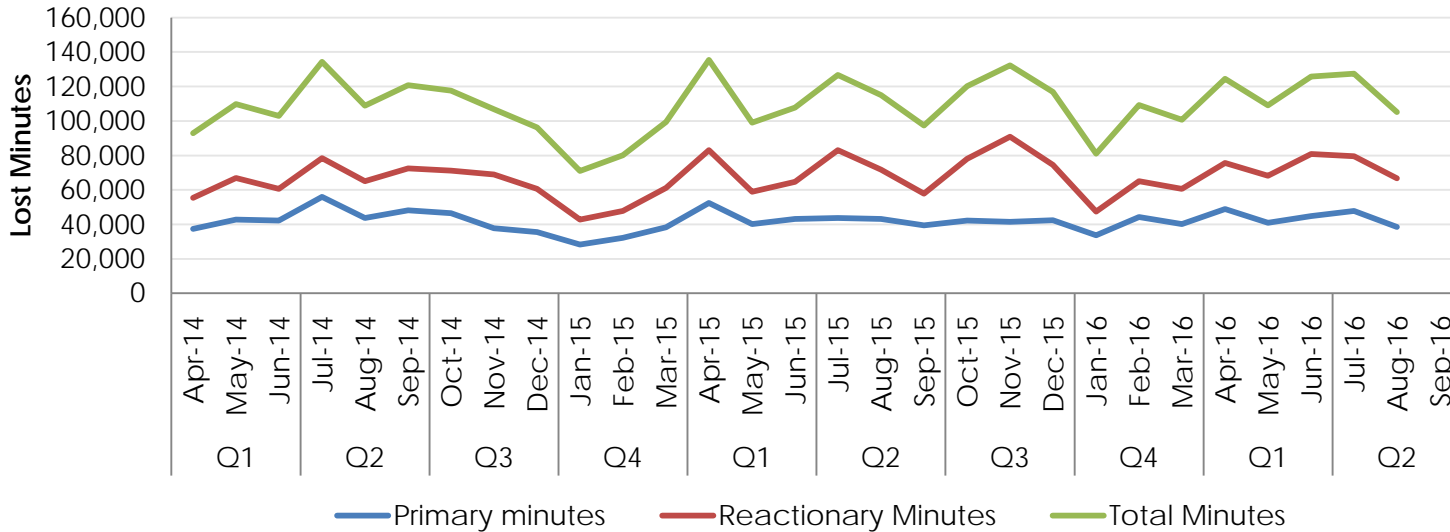
Passenger journeys have increased by 46% between financial years 2005/06 and 2015/16

| Performance year | Passenger journeys per mil. | % Chg |
|------------------|-----------------------------|-------|
| 2005-06 | 2,122 | - |
| 2006-07 | 2,245 | 6% |
| 2007-08 | 2,383 | 6% |
| 2008-09 | 2,449 | 3% |
| 2009-10 | 2,419 | -1% |
| 2010-11 | 2,567 | 6% |
| 2011-12 | 2,746 | 7% |
| 2012-13 | 2,862 | 4% |
| 2013-14 | 2,986 | 4% |
| 2014-15 | 3,101 | 4% |
| 2015-16 | 3,156 | 2% |

Reduce NWR police related disruption by 5%



BTP historical Lost Minute Breakdown



BTP is currently **17,484** minutes higher than the required 5% reduction level

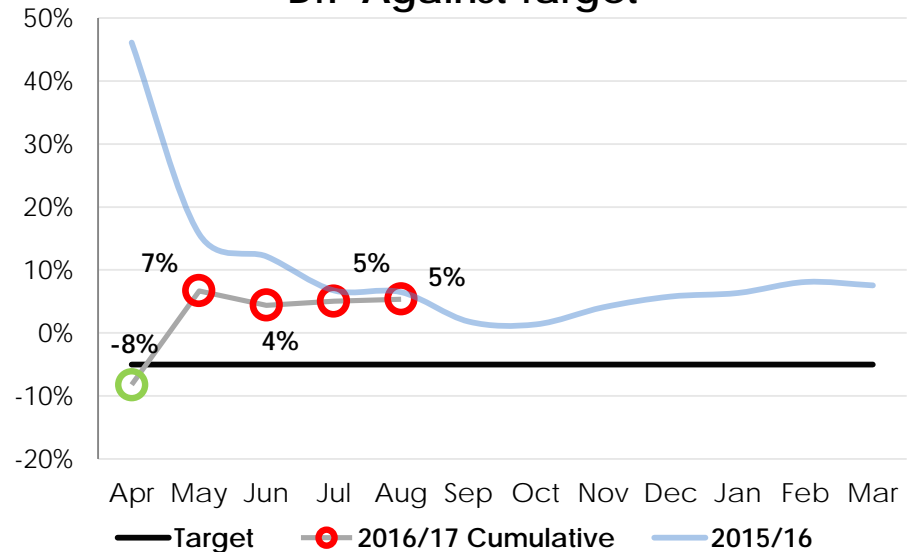
Averaging **3,916** minutes per day

Target minutes per day = **3,485**

| Lost Minutes | PYTD | YTD | % Chg |
|--------------------|----------------|----------------|--------------|
| Total | 640,445 | 657,929 | +2.7% |
| Reactionary | 393,513 | 415,016 | +5.5% |
| Primary | 246,953 | 242,943 | -1.6% |

There were **11,620** disruption incidents in YTD 2015/16 vs. incidents in **11,979** 2016/17 YTD (3% increase)

BTP Against Target



Strengths

- Reduction in cable theft
- Fewer victims of theft
- Fewer victims of robberies
- 8% increase in mental health intervention (44 more interventions)
- Disruption due to Primary delay

Weakness

- Positive outcomes relating to Sexual offenders
- Increase in less serious violence / public order
- Hate crime – have we got an accurate picture of hate crime on the Network?

Opportunities

- Transformation
- Mobile Solution
- Demand review
- Joint working towards reducing disruption on the Railway
- Joint working to enhance passenger confidence when travelling on the network
- Football policing

Threats

- Counter Terrorism
- Cyber Crime
- Fatalities on the Railway network
- Safeguarding
- Budget pressures
- Increased demand relating to mental health

PESTELO Scanning

Political

- Changes in Government and the impact on Policing
- Brexit
- Infrastructure Policing Review

Economy

- Police Reform including Economy/Austerity
- Comprehensive Spending Review

Social

- Immigration/Migration change

Technology

- Body worn video
- Niche and ControlWorks
- New personal technology (Inc. gadgets/technology/social Media)

PESTELO Scanning

Environmental

- Growing Railway Infrastructure and Freight growth

Legal

- Changes to Bail Detention times
- Use of Force

Organisational

- Rostering & Demand
- BTP Scotland
- Transformation
- Crime Review

Development

- Crossrail / Crossrail 2
- Developments on the Railway (Electrification, Intercity Express Programme, Thameslink, High Speed, Station Developments)
- Rail franchises
- Night Trains

BTP Proposed Framework



BTP Mission Statement
*"A world class specialist police force,
 helping the nation's travelling public get home every day,
 safe, secure and on time"*

BTP
Mission Statement

Benefits

Effective

Efficient

Legitimate

PEEL Principles

Outcomes

Protecting the Public and Preventing Crime

Supporting the Railway

Supporting Our Staff

Confidence and Satisfaction

Effectiveness and Efficiency

Proposed BTP Pillars

Outputs

Outcome Rates

VoCR Results

Crimes Per Million PJ

999 Answering Time

Specials Patrol % Hours

TRiM Support Uptake

Passenger Survey Result

Stop Search

BAP

IM Compliance

Arrest Numbers

Victim Contact

Fatality Hand back Times

High Impact Disruption Hotspots

Training Completed

15 in 5

Rail Staff Survey

Use of Force

Complaints

Cost per Passenger KM

Proposed BTP Metrics

(Not all Metrics are listed)