



BRITISH  
TRANSPORT  
POLICE

# Policing Football on the Railway

***BTPA***

***Performance Review Committee***

***14<sup>th</sup> January 2016***

# BTP Performance 2014/15 Season versus 2013/14 Season



CRIME					Football Matrix		
Division	Sub Division	2013/14	2014/15	Change	2013/14	2014/15	Change
B	East	62	51	-11	90	92	2
	South	16	36	20	52	66	14
	TfL	41	50	9	62	81	19
<b>B Total</b>		<b>119</b>	<b>137</b>	<b>18</b>	<b>204</b>	<b>239</b>	<b>35</b>
C	Midlands	178	167	-11	216	170	-46
	Pennine	406	201	-205	519	268	-251
	Wales	22	18	-4	30	26	-4
	Western	26	17	-9	32	26	-6
<b>C Total</b>		<b>632</b>	<b>403</b>	<b>-229</b>	<b>797</b>	<b>490</b>	<b>-307</b>
D	Scotland	52	83	31	60	95	35
<b>Grand Total</b>		<b>803</b>	<b>623</b>	<b>-180</b>	<b>1061</b>	<b>824</b>	<b>-237</b>

- The 2014/15 season has evidenced the lowest offending levels since 2011/12, falling from 803 in 2013/14 to 623 in 2014/15 (CRIME)
- This reduction of 180 (22%) offences can almost be wholly attributed to the Pennines (-205). All other Sub Divisions saw a maximum fluctuation of under 31 offences in comparison to the 2013/14 season.
- The 2014/15 season recorded the lowest number of incidents (824) on the Football Matrix since it's inception in the 2012/13 season. This is a reduction of 237 compared to the 2013/14 season.

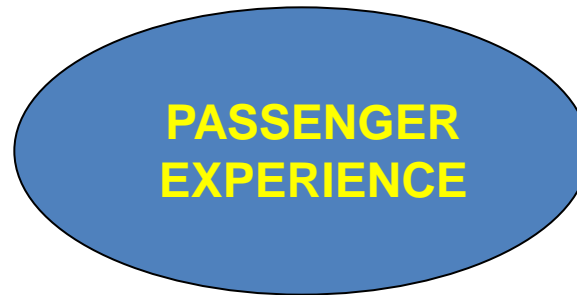
# The Reality

*'I upgraded to first class to avoid the football fans.*

*I was horrified to see the compartment fill up. Some were so drunk they were unable to walk properly. Then the banter started, swearing, shouting and obscene language.*

*I have never been so frightened in my life. I had nowhere else to go'*

*'We got off the train and relief flooded through me''*



*'The train became full very quickly. They all started drinking. The train commenced its journey. I felt very uncomfortable, intimidated, I did not feel safe'*

*'Moments later the carriage filled up with football fans. They were shouting obscenities across the length and breadth of the carriage. My daughter was terrified'*

# The Reality

*'Almost every week we're subjected to swearing, abuse and intimidating behaviour. Often fans have purposefully obstructed my path as I make my way through the train so that I have to press against them in order to get past'*

*'They were singing, shouting, drinking, swearing and acting in such a manner that several members of the public moved out of the carriages as a result. Many if not all of the fans concerned were consuming alcohol'*



## RAIL STAFF EXPERIENCE

*'As soon as the train pulled out of Wilmslow many of the fans started fighting. I received a report that an Asian family had been racially abused, called 'suicide bombers' and 'Pakis'*

*'It's the norm, being sworn at, you try to turn the situation around and laugh it off which sometimes works. Previously I've been called a fat slag, or ugly bitch'*

# The Reality

*'Why are we accepting this in the name of football? Its a national disgrace'*

*'The sad reality is that we (train staff) experience such behaviour every match day. It has become the norm and its accepted – that can't be right'*

*'Are we just to accept such behaviour? What protection is there for decent people caught in this tide of drunken, feral depravity?'*



*'There is a reluctance or even fear of those witnessing incidents to report the matter'*

*'I cannot believe that the leaders of the Metropolitan Police and British Transport Police do not know and have to accept this culture'*

*'This is unacceptable and we need to do something about it'*

# Football Summit - 17 April 2015

- Partnership multi agency approach
- Change the attitudes of those fans who are at the heart of the problem
- Promote positive message to the public
- Share experiences of good work
- Address issues of under reporting
- Raise public confidence that if matters are reported, they will be taken seriously and investigated
- Cultural change

# New Approach

Positive policing style with a clear purpose

- Exclude, Control, Empower
- Early intervention / proactive approach
- Use legislation and powers available
- Remove offenders from trains
- Eject offenders from stations
- Refuse travel
- Anonymity will be removed
- Offenders will face the consequence of their actions
- Arrest where grounds exist
- Reset the tolerance levels
- Chanting, drunken, intimidating anti-social behaviour is unacceptable

# Tactical Approach

- Information Sharing Agreements with all Clubs
- National Football Coordination Unit
- High profile intelligence led 'Days of Action'
  - Embarkation: preventing offenders from traveling
  - En-route Interventions: removing anti-social fans from services
  - Use of ejection powers and other legislation
- Improved policing of 'Dry Trains'
- Use of Technical Equipment
  - Covert; overt and body worn video
- Banning Offenders
  - FBO's
  - Withdrawal of Implied Permission
  - Club bans
  - Partnership approach: incentives and sanctions



# What will we see?

- A reset of tolerance levels
- Cultural change
- Change in supporter behaviour
- Increased passenger and rail staff confidence
- Improved coordination and support for TOCs
- Improved intelligence
- Increased reporting
- Increased detections
- Increase in Football Banning Orders

# Impact So Far

*Crimes Reported*  
324 (252)  
+ 72

*Football Matrix*  
378 (325)  
+53

*Social Media*  
57 (25)  
91% on train

*Hate Crime*  
49 (20)  
73% on train

*Arrests / FPNs /  
Positive Outcomes*  
239 (228)  
61 different teams

**1st July – 11<sup>th</sup> December 2015**

*Alcohol Related*  
60% (56%)

*Information received  
that Club A Fans  
were engaged in  
racial chanting on  
trains - covert  
operation – 6 arrests*

*Club B fans racial  
chanting on train –  
CCTV from train and  
stations and media  
appeal – 3 arrests*

*Affray Club C Fans at  
station – 2 arrested at  
the scene – 2 others  
identified from CCTV  
and Facebook and  
arrested*

# Performance 2014/15 season versus 2015/16

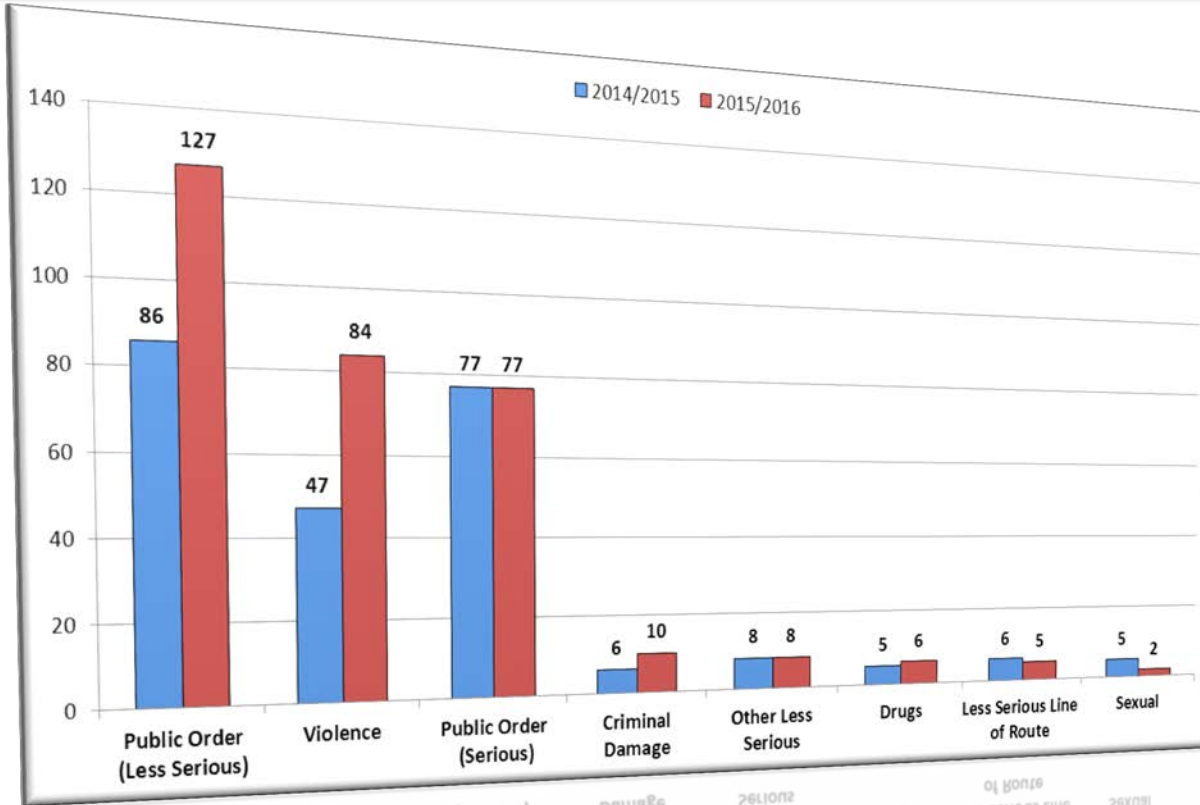


Division	Sub Division	Flagged Offences (CRIME)			Football Matrix		
		2014/15	2015/16	Change	2014/15	2015/16	Change
B	East	16	27	+11	31	33	+2
	South	15	23	+8	28	31	+3
	TfL	10	13	+3	15	29	+14
<b>B Total</b>		<b>41</b>	<b>63</b>	<b>+22</b>	<b>74</b>	<b>93</b>	<b>+19</b>
C	Midlands	66	94	+28	67	112	+45
	Pennine	86	100	+14	113	100	-13
	Wales	15	8	-7	19	6	-13
	Western	8	7	-1	11	17	+6
<b>C Total</b>		<b>175</b>	<b>209</b>	<b>+34</b>	<b>210</b>	<b>235</b>	<b>+25</b>
D	Scotland	36	52	+16	41	50	+9
<b>Force Total</b>		<b>252</b>	<b>324</b>	<b>+72</b>	<b>325</b>	<b>378</b>	<b>+53</b>

- This season shows an increase of 72 flagged crimes (CRIME) and 53 instances (Matrix)
- In both cases the rise is largely derived from the Midlands part fuelled by an increase at New Street (+13) and Peterborough (+9) – some of which can be linked to single incidents generating multiple crimes (both on and off train)
- Less notable increases are apparent on East (+11) and Pennines (+14).
- Proportionally C Division has seen fewer crimes (65% versus 69%) however within C the Midlands now accounts for 45% compared to 38% last year.
- Wales and Western were the only Sub Divisions to record a reduction (-7 and -1).

**NB: Football Matrix figures differ from CRIME since matrix includes both crimes AND raised incidents**

# Offence Type (CRIME) & Serious Disorder (Football Matrix)

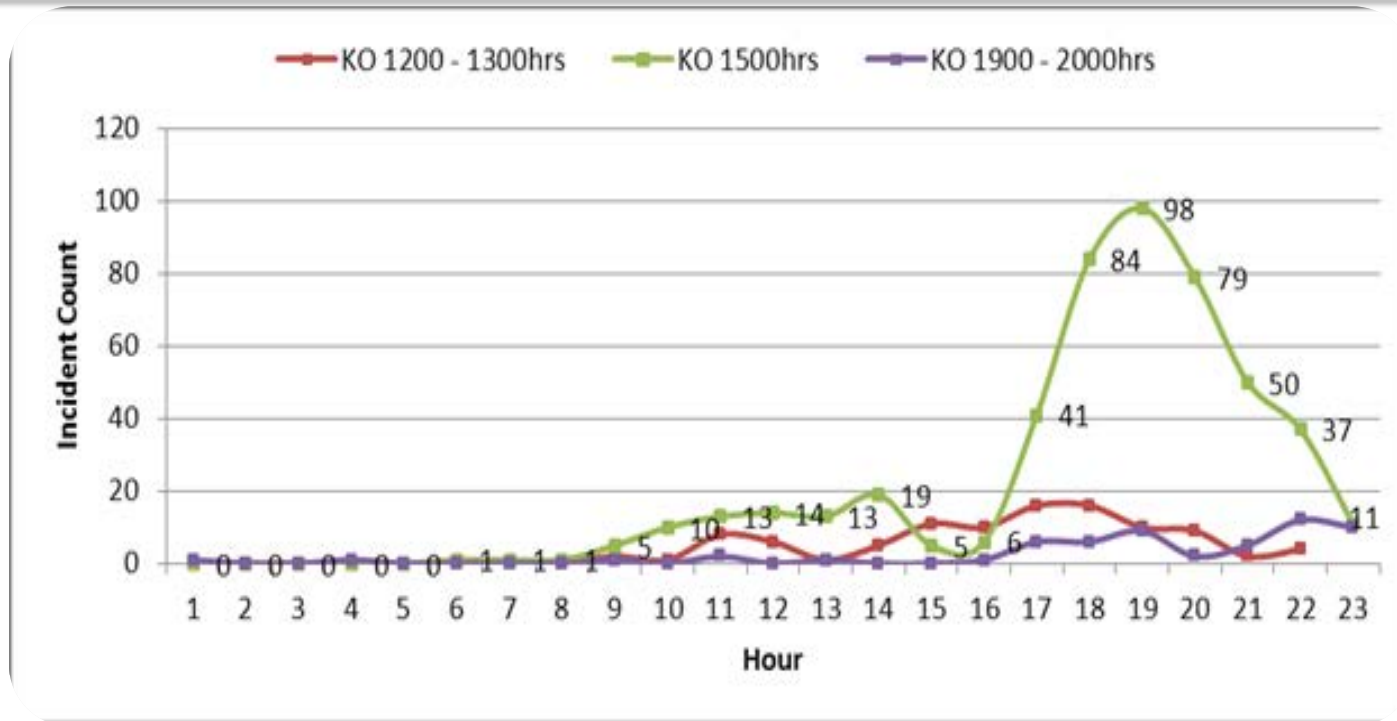


Crimed disorder continues to be focused on public order (63%) which correlates closely to the previous season. LS Public order (+41) and violence (+37) are the chief contributors this seasons rise; with a slight focus on Pennines, Midlands and East.

Violence is also proportionally more prominent (26% versus 19%); which largely concerns racial public order/offensive abuse across all Sub Divisions as opposed to 'violent behaviours'. All other offence types remained proportionally similar

Serious incidents increased from 20 to 32 almost solely driven by a rise in intentional harassment (+11), five of which were racial/religious. Small rises were noted in pyrotechnics (+4) and violent disorder (+4). GBH, wounding, affray, wounding and offensive weapons all declined

Serious Incidents (Football Matrix)	2014/15	2015/16	Change
Affray (S3)	11	7	-4
Endangering Safety (Pyrotechnic)	1	5	4
GBH	4	2	-2
Intentional Harassment Alarm and Distress (S4a)	2	14	12
Violent Disorder (S2)	0	4	4
Offensive Weapon	1	0	-1
Wounding	1	0	-1
<b>Grand Total</b>	<b>20</b>	<b>32</b>	<b>12</b>



- 15:00 kick offs accounted for 84% of all fixtures
- Disorder is more pronounced surrounding 15:00 fixtures in comparison to 19:45 and 20:00 kick-offs.
- 15:00 fixtures provide wider scope in regards to choice of return service times. This provides opportunity for extended pre and post match drinking. **Disorder starts to occur when games end (5pm), peaks 2 hours after games end (7pm) and lasts for 5 hours after games end (10pm).**
- This is supported by the prevalence of alcohol flags, which were present in 61% of incidents involving 15:00 kick-offs. This compares to 51% for all other kick-off times.

# Top Ten Locations for Football Disorder (CRIME)



Location	Sub Division	Total
NEW STREET	Midlands	22 (+13)
DONCASTER	Pennines	11 (+9)
PETERBOROUGH	Midlands	11 (+9)
EUSTON	East/TfL	10 (+9)
LEICESTER	Midlands	10 (+1)
CREWE	Pennines	9 (+9)
SHEFFIELD	Pennines	9 (+4)
PICCADILLY	Pennines	7 (+6)
YORK	Pennines	7 (-5)
BESCOT STADIUM	Midlands	6 (+6)
DERBY	Midlands	6 (+1)
NEWCASTLE	Pennines	6 (+1)
STOKE ON TRENT	Pennines	6 (+6)
<b>Total</b>		<b>120</b>

The proportion of 'on train' offending has increased slightly from 55% to 59%

The top ten locations for football related disorder account for 37% of all crimes (locations are based on end location)

With the exception of London Euston all location lies within Pennines or Midlands Sub Division.

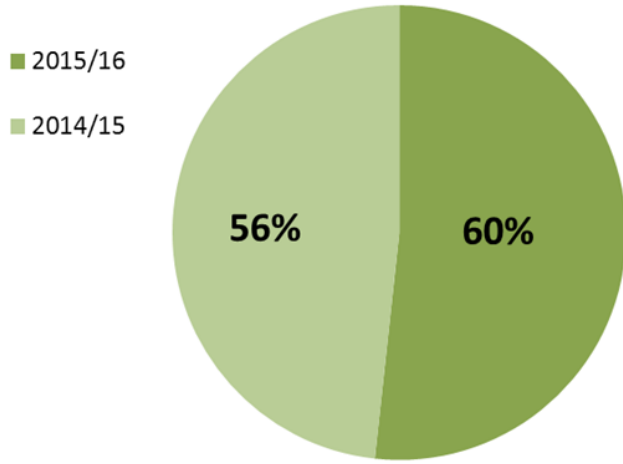
All locations in the top ten in 2015/16 have seen increases crimes, with the exception of York, New Street, Doncaster, Peterborough, Euston and Crewe have all seen increases of nine or more.

## Teams Involved Season to date (Football Matrix)

Team	2014/15	2015/16	Change	Top Ten Corresponding Period?
Aston Villa	6	24	18	No
Celtic	11	18	7	Yes
Leeds United	14	16	2	Yes
Manchester City	7	13	6	No
Newcastle United	15	13	-2	Yes
Birmingham City	14	12	-2	Yes
Manchester United	6	12	6	No
Arsenal	7	11	4	No
Chelsea	8	11	3	No
Leicester City	6	11	5	No
Rangers	4	11	7	No
<b>Total</b>	<b>98</b>	<b>152</b>	<b>54</b>	<b>N/A</b>

- This season to date incidents spanned 94 teams compared to 81 last year; indicating disorder has been more widely spread
- The above teams collectively are involved in over one third of recorded disorder (38%)
- Over half of the top ten teams from the current season are new additions including Aston Villa, Manchester City, Manchester United, Arsenal and Chelsea.
- Sunderland, Hibernian, Portsmouth, Doncaster Rovers, Middlesbrough and Newport County have dropped out of the top ten in 2015/16.

## Proportion of Alcohol Related Incidents




Alcohol fuelled incidents (Matrix) increased from 183 to 226 (+43). Proportionally it has increased slightly 56% to 60%.

Crime reports (CRIME) flagged with alcohol increased from 95 to 181. This is a proportional increase from 38% to 56%.

Prominent teams evidencing alcohol incidents include Leeds United (11, +3 ); Birmingham City (9, -4); and Sheffield Wednesday (9 +5),.

Drug related incidents (Matrix) declined from 16 to 10. Conversely, flagged drug offences on CRIME have increased from 5 to 7.

## Hate Crime Incidents (Matrix)



Hate crime incidents (Matrix) increased from 20 to 49 (+29). Wider media coverage of these behaviours namely Paris may have encouraged 'copy cat' behaviours by other fan bases. BTP media campaigns surrounding social media reporting is also a driver.

Incidents continue to be concentrated 'on train' (73%) which holds greater scope for verbal interaction, highlighted by members of the public being the victim on 69% of occasions.

Racial/Sectarian incidents account for 84% (41) of hate crime; ten of these incidents involved Rangers or Celtic supporters.



# Social Media Reporting (Football Matrix)

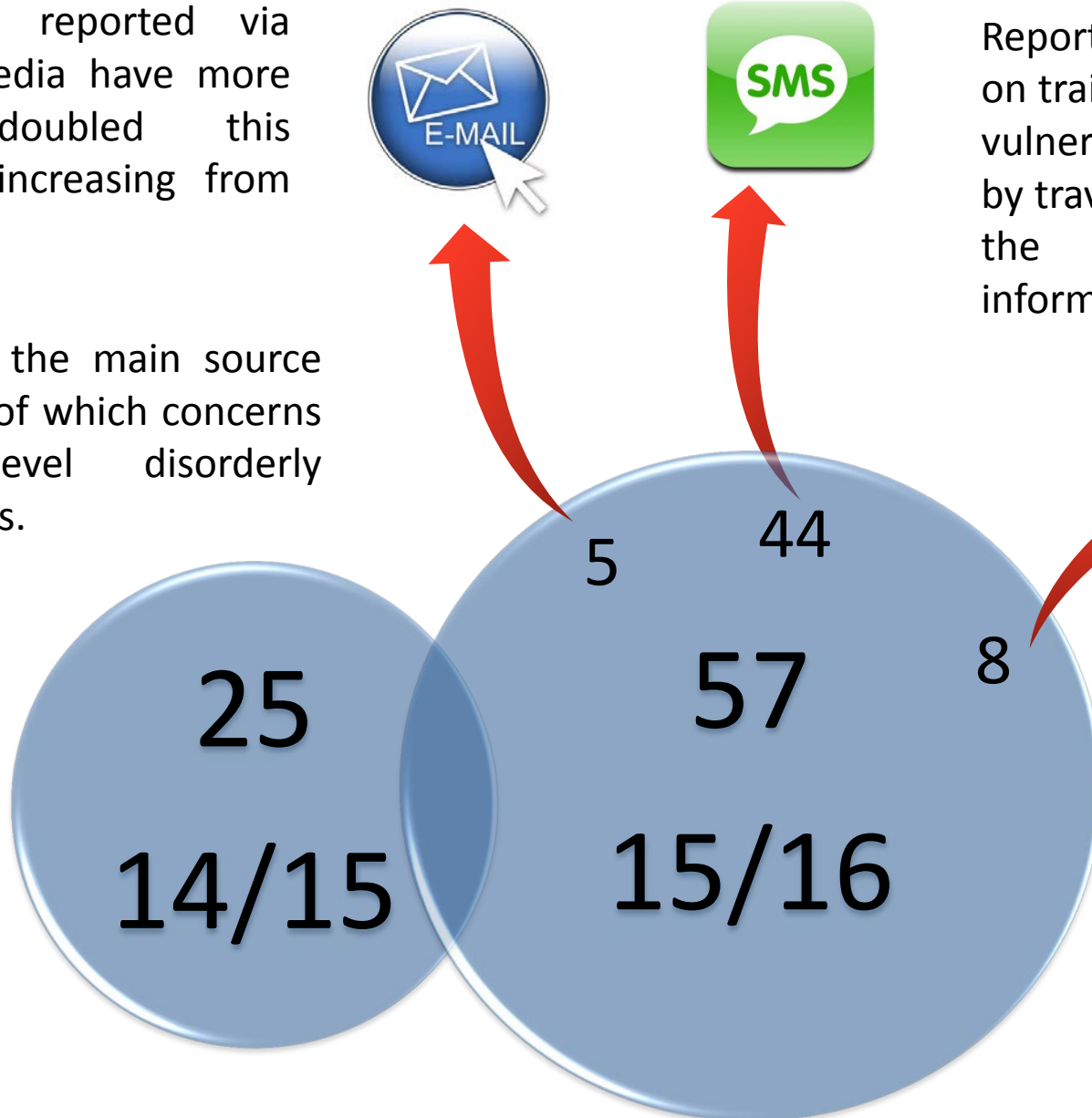
Incidents reported via social media have more than doubled this season, increasing from 25 to 57.



Reporting is heavily focused on train (91%) – reinforcing vulnerabilities experienced by travelling passengers and the need to report information discreetly



Texts are the main source over half of which concerns lower level disorderly behaviours.



Of note is the wealth of reporting linked to larger groups of 5 and 11+ supporters.

# BTP Dealings\* Season to Date (Football Matrix)

Persons 'Dealt' with for Football Disorder		
Sub Division	Total	Proportion
B - East	18	8%
B - South	15	6%
B - TfL	16	7%
C - Midland	77	32%
C - Pennine	75	31%
C - Wales	8	3%
C - Western	6	3%
D - Scotland	24	10%
<b>Grand Total</b>	<b>239</b>	<b>100%</b>



**Eighteen individuals dealt with support Leeds United**



**Twelve individuals dealt with support Celtic**



**Eleven individuals dealt with support Aston Villa**

- There has been 239 'dealings' with 237 unique individuals spanning 61 different teams. This compares to 228 'dealings' last season
- 152 of these dealings (64%) occurred in the Midlands and Pennines sub division.
- Over a third of dealings resulted in the person being reported (89, 37%), followed by arrested and bailed with 41 (17%) and arrested and charged with 40 (17%).

**Dealings – Includes arrests, FPNs, Pnd's, REP's, Cautions etc.**