



Report to: Performance Review Committee
Agenda item: 5
Date: 20 October 2015
Subject: Stop and Search
Sponsor: Deputy Chief Constable
Author: Superintendent Richard Moffatt
For: Information

1. PURPOSE OF PAPER

- 1.1 This paper provides an update to the Performance Review Committee on BTP'S Stop and Search activity up to the end of September 2015. Additional detailed statistics covering the period April 2015 – September 2015 are attached.

2. PERFORMANCE

Force Performance overview

- 2.1 BTP produces quarterly performance data which summarises key aspects of stop and search performance data at both Force and Sub-Divisional levels. This data is discussed at the Stop and Search Gold Group meeting chaired on a quarterly basis by the Deputy Chief Constable. Please see Appendix A – Summary document and Appendix B supplementary pack (as provided at the last Stop and Search Gold Group meeting in October 2015).
- 2.2 Reviewing the overall Force performance, a number of positive trends can be observed. There has been a downward trend in the number of drugs searches whilst searches relying on other grounds (stolen items, knives etc.) have remained relatively constant throughout the period. Despite the reduction in drugs searches, the Force can demonstrate a consistent upwards trend of search to arrest ratios, which saw peak figures in June 2015 at 23%. The number of arrests resulting from stop and search has remained relatively constant throughout July through to September 2015. It can be concluded that a reduction in ineffective, negative resulting drugs searches has significantly contributed to these outcomes. It is noted that this downward trend in numbers of searches, and upward

trend in arrests began shortly after the release of the HMIC 2015 Stop and Search powers 2 report in March 2015. The overall Force arrest rate (Oct 14 – Sept 15) resulting from Stop and Search is 17%. By way of comparison the arrest rate for the Metropolitan Police Service is currently 19%.

2.3 B Division East

- Eastern Sub-Division over the last six months has conducted 299 searches leading to a 20% arrest rate.
- The breakdown of reasonable grounds shows a relatively even split between searches for drugs and searches for other items.
- It is demonstrated that despite reduced numbers of searches month on month East Sub Division have continued to improve search to arrest ratios consistently through the period.

2.4 B Division South

- South Sub Division has a far larger split of drugs searches (153) compared with other reasonable grounds searches (80).
- Despite this greater split South has maintained a higher level of arrests resulting from searches.
- It is noted a spike in search activity in August. A contributing factor could be large scale events such as Notting Hill Carnival.

2.5 B Division TfL

- TfL have conducted 229 searches between April 2015 and September 2015.
- There has been a noticeable decline in the numbers of both searches for drugs as well as those other reasonable grounds searches. With the exception of August TfL has continually improved the search to arrest ratio.
- TfL will be sharing a number of products with other Sub-Divisions in an effort to drive standards, inclusive of the B Division action plan assisting the Division in reducing ineffective drugs searches.

2.6 **C Division Midlands**

- Midlands has decreased the numbers of searches compared with stop and search activities since June 2015 (23 drugs searches in June compared with 15 in September).
- Midlands are addressing an ongoing challenge of searches and proportionality. The Strategic Lead has tasked the C Divisional Intelligence Bureau to analysis data as well as considering training for all officers regarding unconscious bias.
- Midlands has seen some excellent results when compared against the Force average arresting 28 people of 160 searched (data from September arrests appears to not have been entered and so these figures are expected to rise in relation to number of arrests).

2.7 **C Division Pennine**

- Pennine has had a significant challenge over the last year, being consistently the highest users of drugs searches. Through focused efforts Pennine has been able to reduce the number of ineffective searches while maintaining a relatively consistent arrest rate.
- Pennine officers formed a large part of the College of Policing pilot training, the results of which are anticipated to see further successes throughout the review period.

2.8 **C Division Wales**

- Wales has significantly reduced the number of searches conducted. The ongoing challenge is to see improvements in the arrest rate. The PRC are asked to note that, in terms of numbers, Wales conducted six searches (three drugs, three other) in September.

2.9 **C Division Western**

- There has been a reduction in searches since April which remained relatively constant until September.



-
- It is noted that there is a significant increase in the arrest rate comparing August with September. Contributing factors include drive and focus from the Sub-Divisional lead as well as an emphasis on the new BTP guidance and Media campaign 'Legal, Professional, Find Something' that was launched early August.

2.10 D Division Scotland

- Scotland BTP was recently praised by the HMIC – Scotland report on stop and search. Many of the practices adopted by the Division identified as best practice. As a result Police Scotland approached D-Division on how BTP in Scotland conduct and record Stop and Search. Under Scottish legislation there is no need to provide a written record of search. Also consensual searches are permitted. BTP D Division officers operate under guidance, adopting the principles of guidance provided to colleagues in England and Wales. As such no consensual searches are undertaken and searches are recorded on the Force Intelligence System. These searches are then scrutinised by the Divisional champion on a monthly basis.

3. College of Policing, Best Use of Stop and Search Scheme (BUSSS) and HMIC

- ### 3.1
- The new definition and associated guidance of what is an effective and fair stop and search was provided by the College of Policing in June 2015. BTP were at the forefront of guiding and shaping this definition at the national level. Since the College's release BTP have delivered a number of key products and guidance to all officers across the Force. These include the new Stop and Search folding 'Z cards' (copy attached), which provide important information to members of the public subject of stop and search. The card provides information on how best to provide feedback and advice to BTP regarding the encounter, information on the subjects' rights, the law as well as signposting to external agencies that can provide independent advice. The Z-card was presented to the Community Consultation Group in August who provided feedback and endorsement. Additional products included the generation of a new stop and search form which is compliant with the latest mandatory data recording standards as laid out in BUSSS. Further products include the introduction of BTP guidance on stop and search under the '*Legal, professional, find something*' campaign rolled out to all officers via internal

communications and shift briefings by Sergeants Force wide (England and Wales) in August.

College of Policing trial training

- 3.2 The College of Policing (CoP) Stop and Search trial is underway, with six Forces (including BTP) delivering a new training programme to one hundred officers who were identified as being effective in the use of stop and search. The training developed by BTP from a CoP framework syllabus was delivered over September and generated healthy debate. The training was well received by officers, who have provided positive feedback to FHQ as well as Stop and Search Sub Divisional leads. Following the training completion a next three month evaluation period will commence. Newly trained officers will be compared against those of the control group who have not received any additional training. Throughout this three month period, CoP will be conducting interviews, observations of patrols and analysis of data with findings due to be published in 2016.

Best Use of Stop and Search Scheme (BUSSS)

- 3.3 The BUSSS brought about many significant changes to the way that the Police Service uses stop and search. Notable changes included:
- Improved data recording, requiring a broader range of data to be captured.
 - Introduction of Lay Observation policies
 - Introduction of Stop and Search complaints 'community trigger'
 - Reduced use of Section 60 Criminal Justice and Public Order act 1994 'no suspicion' searches through the increase in level of authorising officer to a minimum of Assistant Chief Constable.

Addressing each point in turn:

- BTP made significant changes to the Force Intelligence System (FIS) to ensure all mandatory data requirements are captured. Further to this the Stop and Search team produced a new paper stop and search recording form which captures all data but also took into account end user feedback providing more user friendly forms.
- BTP have produced the 'Police Patrol Observation Scheme' and associated material. This is now live with Sub-Divisional leads having been briefed on the observation

scheme. BTP will be seeking Community Consultation Group members to participate in the observation scheme and provide feedback.

- All complaints regarding stop and search will trigger a 'community complaints trigger' and as such at every Community Consultation meeting an input is provided by the Professional Standards Department Detective Chief Inspector.
- Adhering to Section 60 recommendations, BTP is BUSSS compliant. This was tested in September when a S.60 was considered and authorised by ACC Newton following credible intelligence that serious violence was due to take place. This has been the only S.60 authorised under the new protocol so far.

**HMIC – Stop and Search powers 2: Are the Police using them effectively and fairly?
An Inspection of the British Transport Police**

- 3.4 BTP was provided a pre-publication (embargoed) copy of the HMIC inspection conducted earlier this year to check for factual accuracy. For the most part BTP appears to have fared well in the inspection. Many of the identified potential areas of improvement are already being addressed. An example being the introduction of a community consultation group, including members of stop and search advisory groups. This community consultation group has been developed and now sits quarterly reviewing BTP's use of Stop and search taking the role of a critical friend. The report noted that the inclusion of these members was considered "*best practice*". A further example can be demonstrated by the introduction of Body Worn Video which has assisted in the better monitoring and recording of Stop and Search encounters. Following the release of the report the Stop and Search team will work together with the Audit and Compliance department to ensure BTP is using Stop and Search effectively and fairly in all encounters.

**Stop and Search Action Plan – Recommendations HMIC / BUSSS / All Party
Parliamentary Group for Children (APPG-C)**

- 3.5 BTP created a national action plan collating all recommendations from both HMIC reports, BUSSS and APPG-C. The action plan was circulated among all police stop and search leads of all Forces to provide the National Police Chief's Council Stop and Search lead DCC Adrian Hanstock with an up to date review of how Forces are responding to the thirty two collective recommendations. Force responses are reviewed at the Police and Public



Encounters Board (PPEB) on a quarterly basis in order to drive standards and improve public confidence in the use of Stop and Search.

BTP Action Plan

- 3.6 Every two weeks the stop and search team review, update and publish on the Force internet the BTP's action plan (Appendix D). Each of the recommendations are graded RED / AMBER / GREEN. All recommendations relating to BTP are currently shown Green with the exception of five recommendations which are Amber. None are Red. BTP has made significant progress in addressing all of the recommendations presented in HMIC 2013 and 2015 reports, the BUSSS and APPG-C. With DCC Hanstock being the National lead, BTP have been instrumental in the creation of products circulated nationally to Forces in order to drive standards. Through this process BTP has made updates to the current Force Intelligence System in order to capture all mandatory data recording standards. To ensure these levels are maintained the Stop and Search team are working closely with the Integrated Systems Programme project team to ensure NICHE is fully compliant with the new standards.

Further work by BTP against the action plan includes:

- The 'Legal, Professional, Find something' internal media campaign that provided new guidance to all officers. This guidance centred around the new College of Policing definition of what is an effective and fair stop and search
- Participation in the College of Policing's Stop and Search training [pilot](#).
- The creation of associated material to promote better stop and searches, including BTP guidance, new Z-cards providing information to the public on their rights, the law and where they can find support and guidance external of the Police.
- Posters to be displayed internally at police posts providing reminders as to the new stop and search threshold.
- The Publishing of the new Police Patrol Observation Scheme policy, signposted on the BTP internet, intranet, Z-cards. The patrol scheme allowing members of the public to observe Police Patrols (including Stop and Search) first hand.
- The creation of a new Stop and Search form which captures all mandatory data requirements as well as being more user friendly.

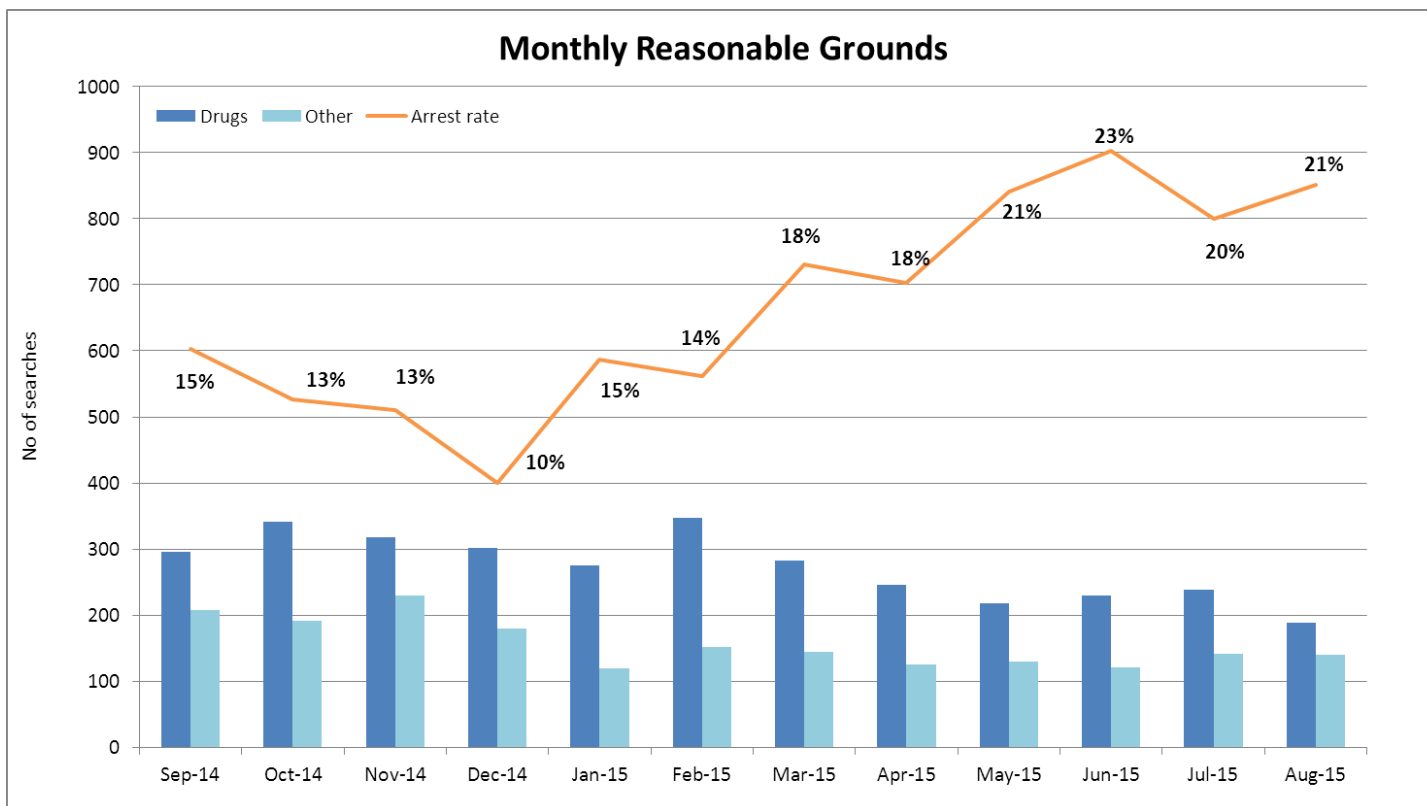


-
- A revised Stop and Search Manual of Guidance (with policy team for verification) incorporating all of the new elements required under the action plan including guidance on the new College definition.
 - Training and guidance incorporated into the Body Worn Video delivery specific to Stop and Search.
 - New styled public consultation meetings following successful trial of the new format in October 2015. The new format being the separation of the Stop and Search scrutiny section (held in a separate meeting two weeks ahead of) the original Public Consultation meeting chaired by DCC Hanstock. The main meetings purpose for wider discussion on how BTP can continually improve Stop and Search encounters with the public's help.
 - Three tier monitoring of all stop and searches (supervisor, Divisional champion and FHQ based Stop and Search Coordinator).

4. RECOMMENDATIONS

- 4.1 That members note the contents of this paper and the progress made against the recommendations.

Forcewide – (September 2014 to August 2015)



Overall Recommendations

1. Divisions to develop Action Plans to improve proportionality and arrest rates, with support from FHQ (R&D and TPS)
2. Divisions to implement process to monitor and improve data quality along with ensuring supervisor certification is taking place
3. FHQ (TPS and R&D) with B Division to monitor the use of stop and account over the next 3 months

Complaints – commentary

9 were not upheld and one subject of a local resolution with 4 on-going investigations

One complaint has been referred to IPCC under mandatory procedure

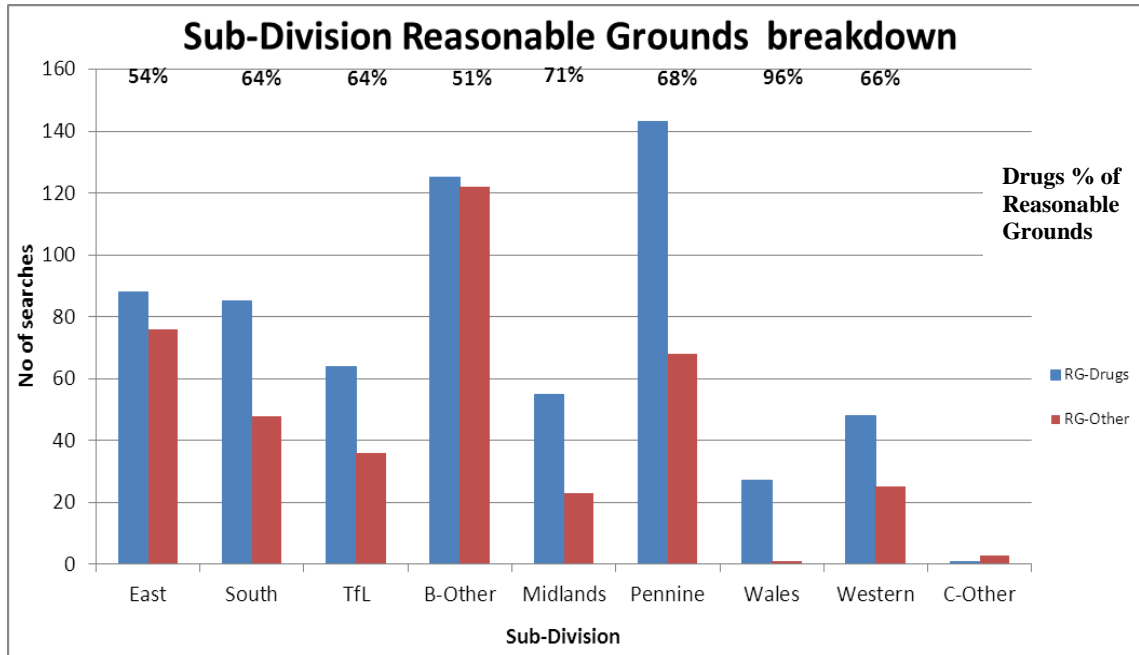
Generally complaints were due to poorly recorded grounds/lack of understanding by subject as to why they were subject to a search

Complaints

Complaint Category	No. of complaints
Breach Code A PACE	9
Other (including assault)	5
Total	14

Outcome Category	No. of complaints
Local resolution	1
Not upheld	9
On-going investigation	4
Total	14

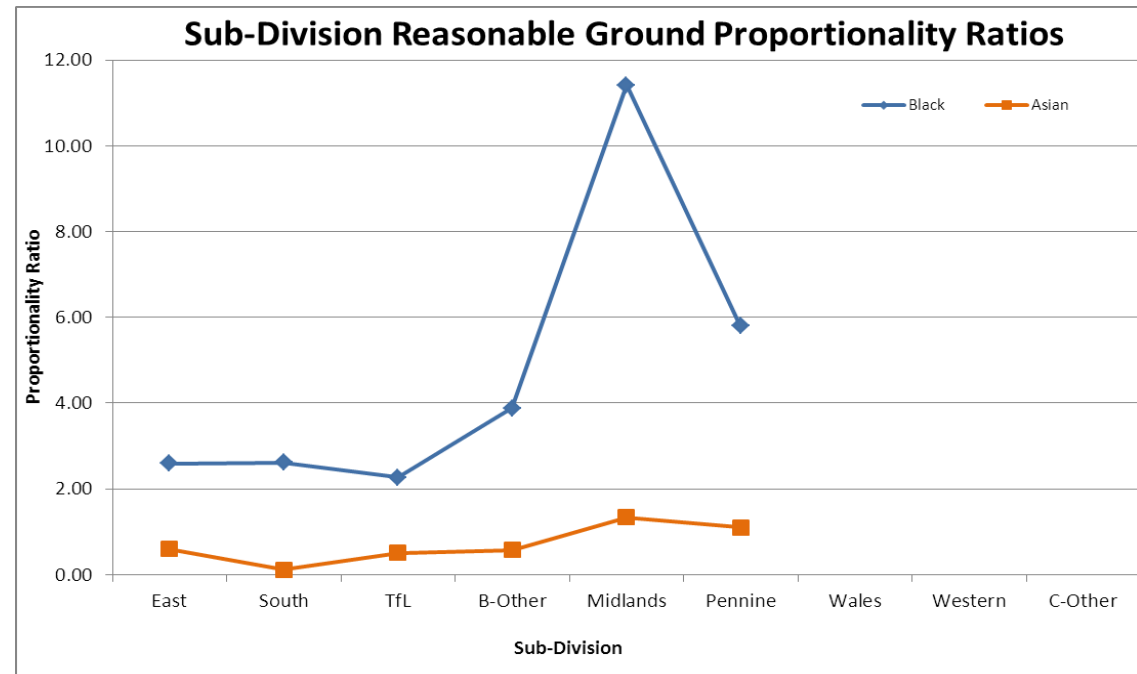
Sub-Divisions – (June 2015 to August 2015)



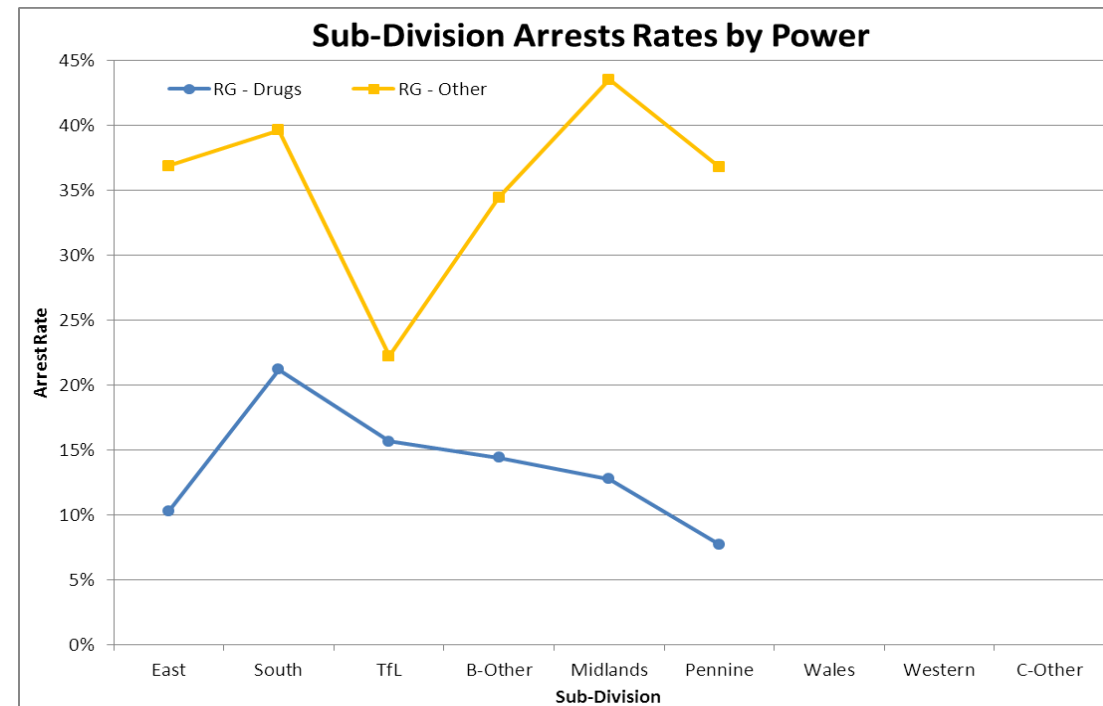
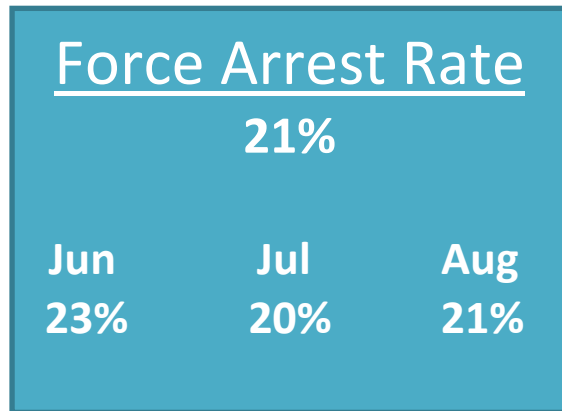
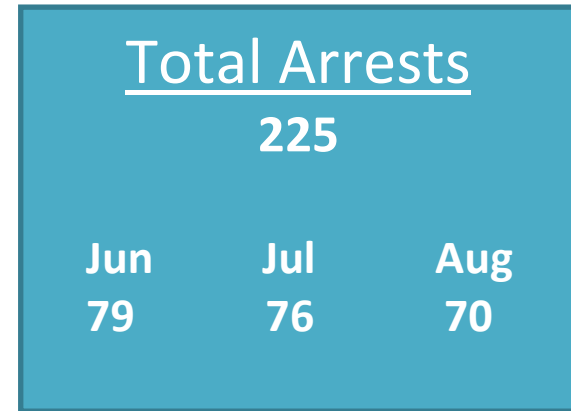
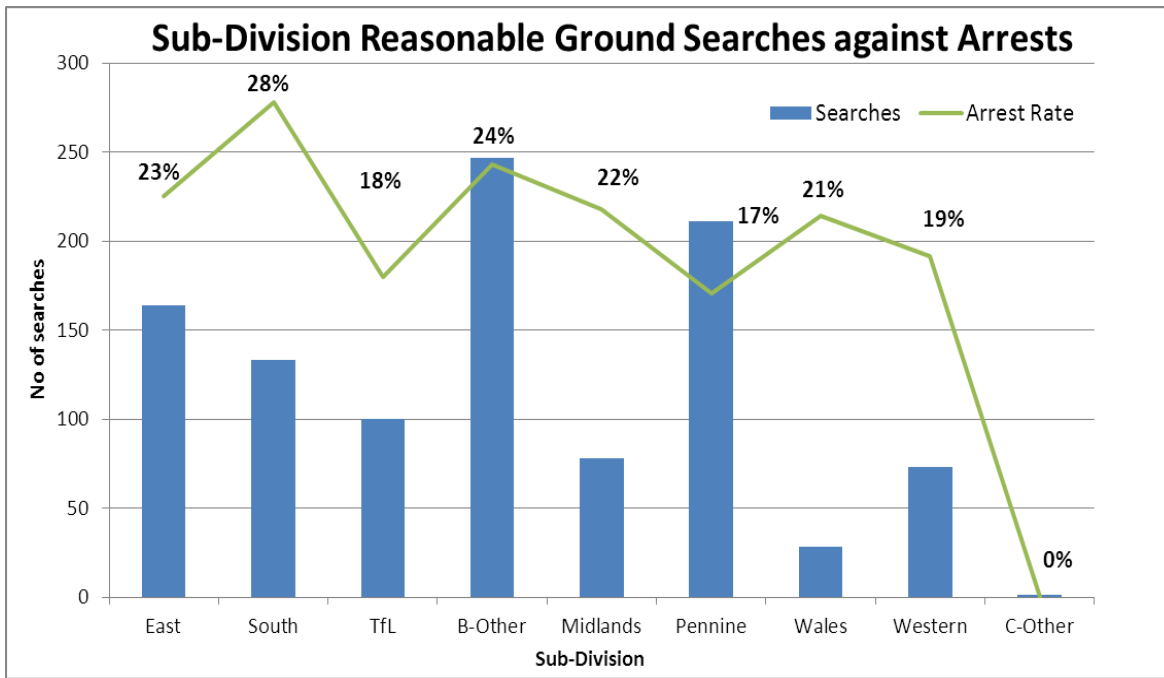
Total Stop & Searches
1072

Month	Searches
Jun	350
Jul	387
Aug	335

Object of search found?
35% - Yes

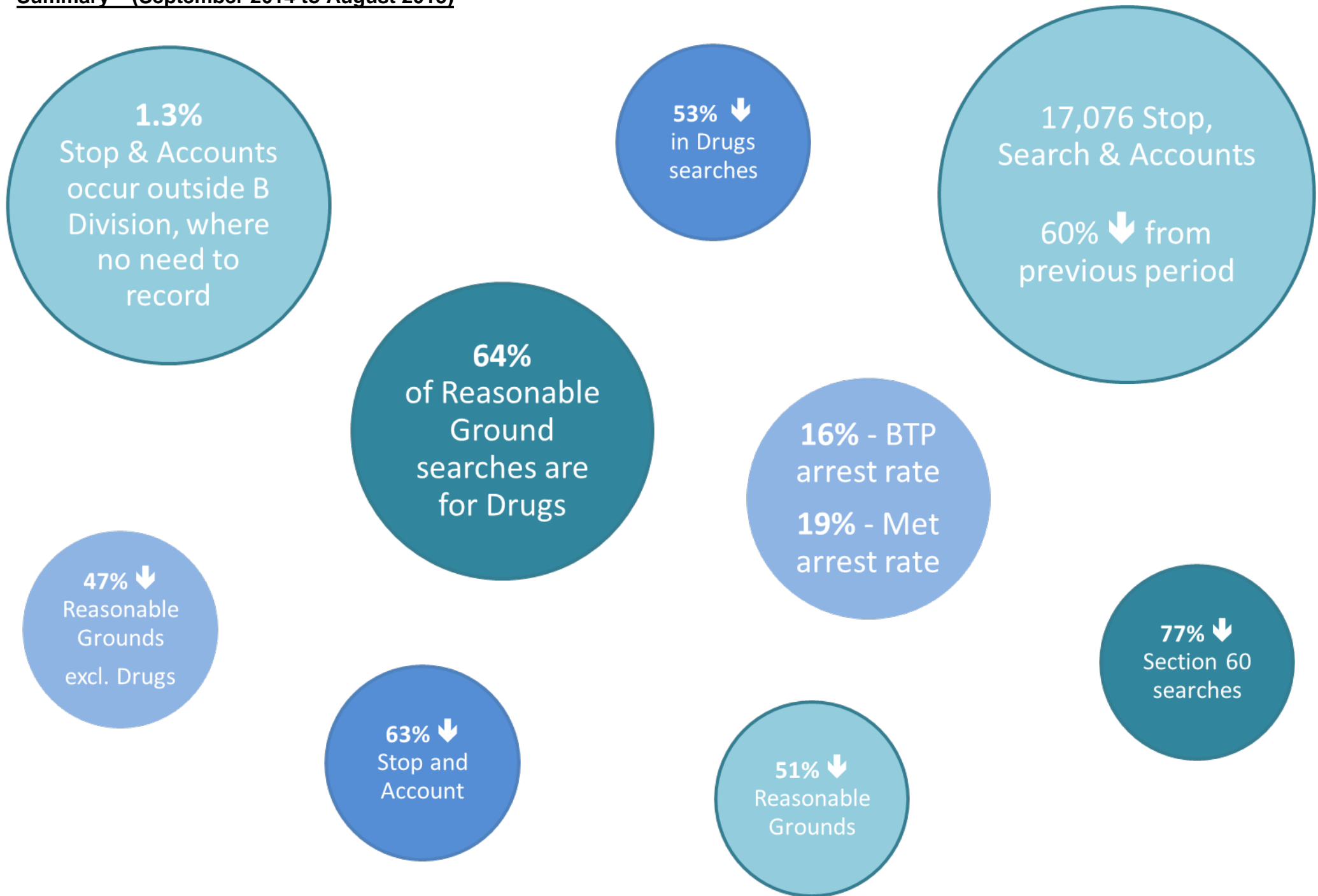


Black and Asian proportionalities have not been calculated for Wales, Western & C-Other due to low number of searches.



Arrest rates have not been calculated for Wales, Western & C-Other due to low numbers.

Summary – (September 2014 to August 2015)





BTP Stop and Search Supplementary Data Pack – August 2015

Guidance Notes

This analysis covers the period 1 September 2014 to 31 August 2015.

It is based on the latest stop and search figures compiled as of 2 October 2015. Numbers may change slightly as Divisions continue to enter details of encounters.

The data provided here is provisional and has not been audited. For this reason it may not be directly comparable with Home Office statistics. Calculations on very small sample sizes are unlikely to reflect the true nature of stop and search activity.

Glossary

Self Defined Ethnicity (SDE) – the ethnic group as defined by the person stopped using national Census categories. Home Office forces are obliged by Section 95 of the Criminal Justice Act 1991 to report the ethnicity of those stopped and searched by their SDE.

Officer Recorded Ethnic Appearance (EA) – the ethnic group as perceived by the stopping officer according to Police National Computer (PNC) Ethnicity Codes. It is this data that is compared with population estimates from the 2011 Census (other than in Scotland and the age analysis which use 2001 Census data as the 2011 data is not yet available) to calculate the rate at which individuals from black, Asian and other minority ethnic backgrounds are stopped and searched. This figure is reported as the number of stops and searches per 1,000 head of population. Proportionality data is also presented; this should be treated with caution at Area level as they include varying mixtures of urban and rural communities, with different demographics. For the same reason, proportionality ratios are not published at Force level.

Population estimates – these are Census estimates of the total resident population within a given geographical area.

Ethnic Code	PNC Classification	Mapped To
0	Unknown	Unknown
1	White North European	White
2	White South European	White
3	Black	Black
4	Asian	Asian
5	Chinese, Japanese or South East Asian	Other
6	Middle Eastern	Other

BTP Stop and Search Data Summary – August 2015

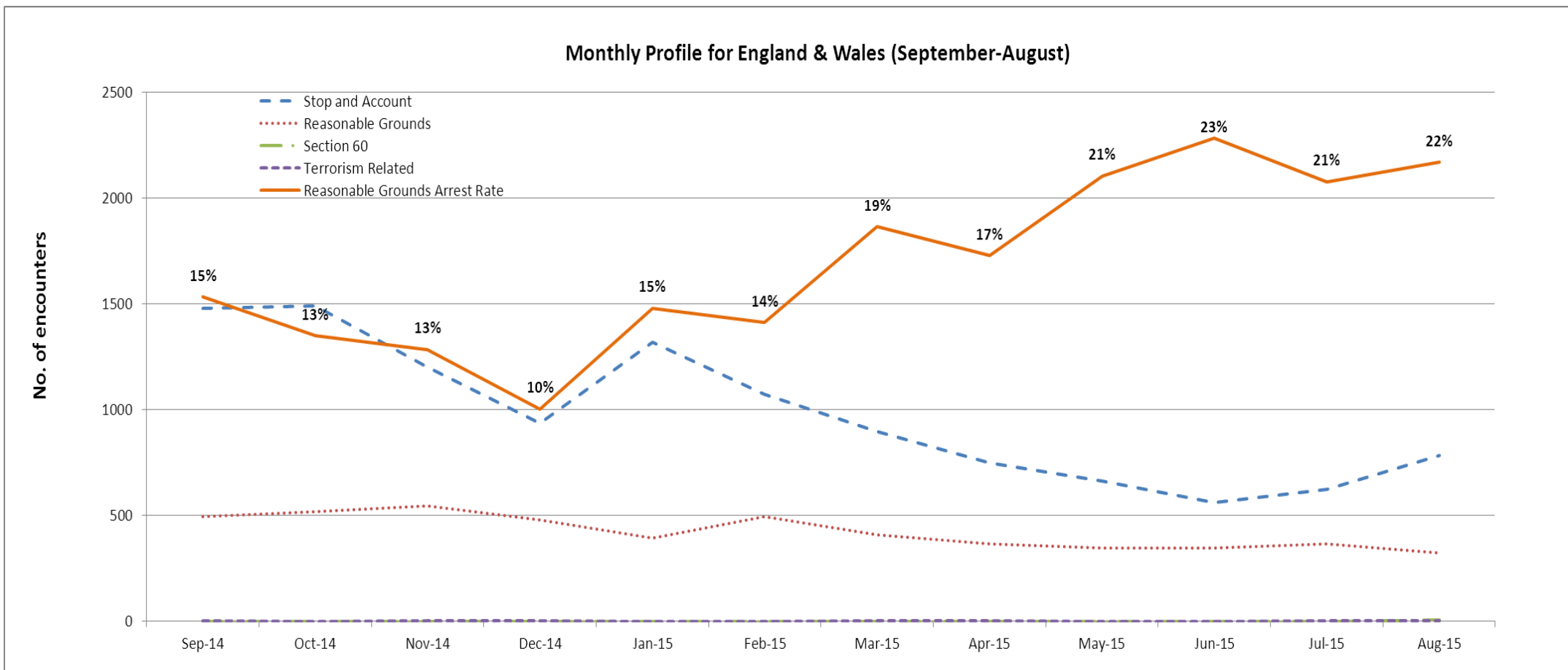
There has been a 60% decrease on stop & search encounters recorded between current period and previous period.

		Stop and Account		Reasonable Grounds		Section 60		Terrorism Related		Total	
		No.	%	No.	%	No.	%	No.	%	No.	%
B Division	East	1,326	65%	707	35%	-	-	1	0.05%	2,034	12%
	South	1,624	71%	646	28%	3	0.13%	-	-	2,273	13%
	TfL	5,933	88%	812	12%	-	-	1	0.01%	6,746	40%
	Other	2,726	76%	841	24%	2	0.1%	3	0.08%	3,572	21%
	B Division Total	11,609	79%	3006	21%	5	0.03%	5	0.03%	14,625	86%
C Division	Midlands	28	6%	471	94%	-	-	1	0.20%	500	3%
	Pennine	60	5%	1104	95%	-	-	1	0.09%	1,165	7%
	Wales	37	22%	132	78%	-	-	1	0.59%	170	1%
	Western	26	8%	314	92%	-	-	2	0.58%	342	2%
	Other	6	10%	55	90%	-	-	-	-	61	0.4%
C Division Total	157	7%	2076	93%	-	-	5	0.22%	2,238	13%	
D Division	D Division Total	112	53%	78	37%	22	10%	1	0.47%	213	1%
Force		11,878	70%	5,160	30%	27	0.2%	11	0.06%	17,076	100%

For comparison, the number of stop, search and account encounters during the same period last year (1 September 2013 to 31 August 2014) can be seen below:

	Stop and Account		Reasonable Grounds		Section 60		Terrorism Related		Total
	No.	%	No.	%	No.	%	No.	%	No.
Current Period (09/2014 – 08/2015)	11,878	70%	5,160	30%	27	0.2%	11	0.06%	17,076
Previous Period (09/2013 – 08/2014)	32,174	75%	10,576	25%	115	0.3%	5	0.03%	42,870
% Change	-63%		-51%		-77%		120%		-60%

Stop, Search and Account – Monthly Profile for England & Wales



Power	Sep-14	Oct-14	Nov-14	Dec-14	Jan-15	Feb-15	Mar-15	Apr-15	May-15	Jun-15	Jul-15	Aug-15	Total
Stop and Account	1477	1489	1201	936	1318	1073	898	747	662	561	625	783	11,770
Sec 1 Police and Criminal Evidence Act 1984	204	190	230	178	115	149	139	124	129	121	138	135	1,852
Sec 23 Misuse of Drugs Act 1971	288	328	315	300	273	345	267	241	218	225	228	183	3,211
Sec 289 Proceeds of Crime Act 2002	-	-	-	-	-	-	2	-	-	-	-	-	2
Sec 47 Firearms Act 1968	4	1	-	1	4	2	-	-	-	-	-	5	17
Reasonable Grounds	-	-	-	-	-	-	-	-	-	-	-	-	-
Section 60	-	-	-	-	-	-	-	-	-	-	-	5	5
Terrorism Related	1	-	2	1	-	-	1	1	-	-	3	1	10
Reasonable Grounds Arrest Rate													

Stop, Search and Account by Ethnic Background

By Self Defined Ethnicity (from 1 September 2014 to 31 August 2015)

Power	White		Black		Asian		Other		Not Stated		Total
	No	%	No	%	No	%	No	%	No	%	No
Stop and Account	4,364	37%	1635	14%	550	5%	329	3%	5000	42%	11,878
Reasonable Grounds	3,088	60%	721	14%	338	7%	110	2%	903	18%	5,160
Section 60	20	74%	2	7%	-	-	-	-	5	19%	27
Terrorism Related	4	36%	2	18%	4	36%	-	-	1	9%	11
Force	7,476	44%	2,360	14%	892	5%	439	3%	5,909	35%	17,076

By Officer Recorded Ethnic Appearance (from 1 September 2014 to 31 August 2015)

Power	White		Black		Asian		Other		Unknown		Total
	No	%	No	%	No	%	No	%	No	%	No
Stop and Account	7,156	60%	3,481	29%	962	8%	279	2%	-	-	11,878
Reasonable Grounds	3,529	68%	1,131	22%	435	8%	65	1%	-	-	5,160
Section 60	25	93%	2	7%	-	-	-	-	-	-	27
Terrorism Related	4	36%	2	18%	5	45%	-	-	-	-	11
Force	10,714	63%	4,616	27%	1,402	8%	344	2%	-	-	17,076

Force Summary

Proportionality by Power – Officer Recorded Ethnic Appearance

Power	White		Black		Asian		Other		Unknown		Total
	No	%	No	%	No	%	No	%	No	%	No
Stop and Account	7,156	60%	3,481	29%	962	8%	279	2%	-	-	11,878
Stop and Search											
Reasonable Grounds - Drugs	2,334	71%	636	19%	279	9%	32	1%	-	-	3,281
Reasonable Grounds - Other	1,195	64%	495	26%	156	8%	33	2%	-	-	1,879
Reasonable Grounds	3,529	68%	1,131	22%	435	8%	65	1%	-	-	5,160
Section 60	25	93%	2	7%	-	-	-	-	-	-	27
Terrorism Related	4	36%	2	18%	5	45%	-	-	-	-	11
Stop and Search Total	3,554	69%	1,133	22%	435	8%	65	1%	-	-	5,187

Arrest Rates – Officer Recorded Ethnic Appearance

Power	White		Black		Asian		Other		Unknown		Total	
	No	Arrest Rate	No	Arrest Rate	No	Arrest Rate	No	Arrest Rate	No	Arrest Rate	No	Arrest Rate
Stop and Account	394	6%	178	5%	57	6%	14	5%	-	-	643	5%
Stop and Search												
Reasonable Grounds - Drugs	282	12%	88	14%	26	9%	9	28%	-	-	405	12%
Reasonable Grounds - Other	258	22%	126	25%	32	21%	12	36%	-	-	428	23%
Reasonable Grounds	540	15%	214	19%	58	13%	21	32%	-	-	833	16%
Section 60	6	24%	-	-	-	-	-	-	-	-	6	22%
Terrorism Related	1	25%	-	-	-	-	-	-	-	-	1	9%
Stop and Search Total	546	15%	214	19%	58	13%	21	32%	-	-	839	16%

Sub-Division Summaries – B Division (East)

Proportionality by Power – Officer Recorded Ethnic Appearance

Power	White				Black				Asian				Other				Unknown		Total
	No	%	Per 1000	Ratio	No	%	Per 1000	Ratio	No	%	Per 1000	Ratio	No	%	Per 1000	Ratio	No	%	No
Stop and Account*	778	59%	0.16	-	413	31%	0.38	2.38	109	8%	0.07	0.45	26	2%	0.09	0.58	-	-	1,326
Stop and Search																			
Reasonable Grounds - Drugs	224	58%	0.03	-	112	29%	0.15	5.24	46	12%	0.03	1.10	3	1%	0.02	0.55	-	-	385
Reasonable Grounds - Other	190	59%	0.02	-	99	31%	0.13	5.46	29	9%	0.02	0.82	4	1%	0.02	0.87	-	-	322
Reasonable Grounds**	414	59%	0.05	-	211	30%	0.29	5.34	75	11%	0.05	0.97	7	1%	0.04	0.70	-	-	707
Section 60	-	-	-	-	-	-	-	-	-	-	-	-	-	-	-	-	-	-	-
Terrorism Related	-	-	-	-	-	-	-	-	1	100%	-	-	-	-	-	-	-	-	1
Stop and Search Total	414	59%	-	-	211	30%	-	-	75	11%	-	-	7	1%	-	-	-	-	707

* Census population estimates for Stop and Account are for Greater London

** Census population estimates for Reasonable Grounds are for BTP B Division East

***Due to small numbers some searches per 1,000 head of population and proportionality ratios have not been calculated

Arrest Rates – Officer Recorded Ethnic Appearance

Power	White				Black				Asian				Other				Unknown		Total	
	No	Arrest Rate	Per 1000	Ratio	No	Arrest Rate	Per 1000	Ratio	No	Arrest Rate	Per 1000	Ratio	No	Arrest Rate	Per 1000	Ratio	No	Arrest Rate	No	Arrest Rate
Stop and Account	40	5%	0.01	-	10	2%	-	-	5	5%	-	-	-	-	-	-	-	-	55	4%
Stop and Search																				
Reasonable Grounds - Drugs	34	15%	0.00	-	18	16%	0.02	5.55	1	2%	-	-	-	-	-	-	-	-	53	14%
Reasonable Grounds - Other	41	22%	0.01	-	25	25%	0.03	6.39	6	21%	-	-	2	50%	-	-	-	-	74	23%
Reasonable Grounds	75	18%	0.01	-	43	20%	0.06	6.01	7	9%	-	-	2	29%	-	-	-	-	127	18%
Section 60	-	-	-	-	-	-	-	-	-	-	-	-	-	-	-	-	-	-	-	-
Terrorism Related	-	-	-	-	-	-	-	-	-	-	-	-	-	-	-	-	-	-	-	-
Stop and Search Total	75	18%	-	-	43	20%	-	-	7	9%	-	-	2	29%	-	-	-	-	127	18%

* Census population estimates as above

** Due to small numbers some arrests per 1,000 head of population and proportionality ratios have not been calculated

Monthly Arrest Rates

	Sep-14	Oct-14	Nov-14	Dec-14	Jan-15	Feb-15	Mar-15	Apr-15	May-15	Jun-15	Jul-15	Aug-15	Total
Reasonable Grounds - Drugs	6%	39%	3%	3%	19%	10%	25%	9%	24%	12%	6%	15%	14%
Reasonable Grounds - Other	21%	3%	25%	15%	15%	26%	26%	17%	26%	41%	45%	24%	23%
Reasonable Grounds	16%	22%	14%	8%	17%	15%	25%	13%	25%	24%	23%	20%	18%

B Division (South)

Proportionality by Power – Officer Recorded Ethnic Appearance

Power	White				Black				Asian				Other				Unknown		Total
	No	%	Per 1000	Ratio	No	%	Per 1000	Ratio	No	%	Per 1000	Ratio	No	%	Per 1000	Ratio	No	%	No
Stop and Account*	868	53%	0.18	-	656	40%	0.60	3.39	67	4%	0.04	0.25	33	2%	0.12	0.66	-	-	1,624
Stop and Search																			
Reasonable Grounds - Drugs	310	70%	0.03	-	118	27%	0.21	6.36	12	3%	0.02	0.53	4	1%	0.05	1.40	-	-	444
Reasonable Grounds - Other	119	59%	0.01	-	71	35%	0.13	9.97	9	4%	0.01	1.04	3	1.5%	0.04	2.73	-	-	202
Reasonable Grounds**	429	66%	0.05	-	189	29%	0.34	7.37	21	3%	0.03	0.67	7	1%	0.08	1.77	-	-	646
Section 60	2	67%	-	-	1	33%	-	-	-	-	-	-	-	-	-	-	-	-	3
Terrorism Related	-	-	-	-	-	-	-	-	-	-	-	-	-	-	-	-	-	-	-
Stop and Search Total	431	66%	-	-	190	29%	-	-	21	3%	-	-	7	1%	-	-	-	-	649

* Census population estimates for Stop and Account are for Greater London

** Census population estimates for Reasonable Grounds are for BTP B Division South

*** Due to small numbers some searches per 1,000 head of population and proportionality ratios have not been calculated

Arrest Rates – Officer Recorded Ethnic Appearance

Power	White				Black				Asian				Other				Unknown		Total	
	No	Arrest Rate	Per 1000	Ratio	No	Arrest Rate	Per 1000	Ratio	No	Arrest Rate	Per 1000	Ratio	No	Arrest Rate	Per 1000	Ratio	No	Arrest Rate	No	Arrest Rate
Stop and Account	37	4%	0.01	-	25	4%	0.02	3.03	3	4%	-	-	3	9%	-	-	-	-	68	4%
Stop and Search																				
Reasonable Grounds - Drugs	55	18%	0.01	-	10	8%	0.02	3.04	3	25%	-	-	1	25%	-	-	-	-	69	16%
Reasonable Grounds - Other	29	24%	0.00	-	18	25%	0.03	10.38	4	44%	-	-	-	0%	-	-	-	-	51	25%
Reasonable Grounds	84	20%	0.01	-	28	15%	0.05	5.57	7	33%	-	-	1	14%	-	-	-	-	120	19%
Section 60	-	-	-	-	-	-	-	-	-	-	-	-	-	-	-	-	-	-	-	-
Terrorism Related	-	-	-	-	-	-	-	-	-	-	-	-	-	-	-	-	-	-	-	-
Stop and Search Total	84	19%	-	-	28	15%	-	-	7	33%	-	-	1	14%	-	-	-	-	120	18%

* Census population estimates as above

** Due to small numbers some arrests per 1,000 head of population and proportionality ratios have not been calculated

Monthly Arrest Rates

	Sep-14	Oct-14	Nov-14	Dec-14	Jan-15	Feb-15	Mar-15	Apr-15	May-15	Jun-15	Jul-15	Aug-15	Total
Reasonable Grounds - Drugs	6%	13%	9%	2%	22%	19%	16%	21%	24%	20%	38%	12%	16%
Reasonable Grounds - Other	23%	25%	29%	13%	24%	11%	24%	10%	22%	53%	14%	47%	25%
Reasonable Grounds	11%	17%	16%	5%	22%	17%	18%	18%	23%	32%	29%	24%	19%

B Division (Transport for London)

Proportionality by Power – Officer Recorded Ethnic Appearance

Power	White				Black				Asian				Other				Unknown		Total
	No	%	Per 1000	Ratio	No	%	Per 1000	Ratio	No	%	Per 1000	Ratio	No	%	Per 1000	Ratio	No	%	No
Stop and Account	3,661	62%	0.75	-	1,596	27%	1.47	1.96	521	9%	0.34	0.46	155	3%	0.55	0.74	-	-	5,933
Stop and Search																			
Reasonable Grounds - Drugs	297	61%	0.06	-	124	26%	0.11	1.87	56	12%	0.04	0.61	7	1%	0.02	0.41	-	-	484
Reasonable Grounds - Other	169	52%	0.03	-	109	33%	0.10	2.90	41	13%	0.03	0.78	9	3%	0.03	0.93	-	-	328
Reasonable Grounds	466	57%	0.10	-	233	29%	0.21	2.24	97	12%	0.06	0.67	16	2%	0.06	0.60	-	-	812
Section 60	-	-	-	-	-	-	-	-	-	-	-	-	-	-	-	-	-	-	-
Terrorism Related	-	-	-	-	1	100%	-	-	-	-	-	-	-	-	-	-	-	-	1
Stop and Search Total	466	57%	-	-	233	29%	-	-	97	12%	-	-	16	2%	-	-	-	-	812

* Census population estimates are for Greater London

** Due to small numbers some searches per 1,000 head of population and proportionality ratios have not been calculated

Arrest Rates – Officer Recorded Ethnic Appearance

Power	White				Black				Asian				Other				Unknown		Total	
	No	Arrest Rate	Per 1000	Ratio	No	Arrest Rate	Per 1000	Ratio	No	Arrest Rate	Per 1000	Ratio	No	Arrest Rate	Per 1000	Ratio	No	Arrest Rate	No	Arrest Rate
Stop and Account	192	5%	0.04	-	89	6%	0.08	2.08	29	6%	0.02	0.49	7	5%	0.02	0.63	-	-	317	5%
Stop and Search																				
Reasonable Grounds - Drugs	35	12%	0.01	-	18	15%	0.02	2.31	4	7%	0.00	0.37	1	14%	-	-	-	-	58	12%
Reasonable Grounds - Other	31	18%	0.01	-	23	21%	0.02	3.33	9	22%	0.01	0.94	4	44%	-	-	-	-	67	20%
Reasonable Grounds	66	14%	0.01	-	41	18%	0.04	2.79	13	13%	0.01	0.64	5	31%	-	-	-	-	125	15%
Section 60	-	-	-	-	-	-	-	-	-	-	-	-	-	-	-	-	-	-	-	-
Terrorism Related	-	-	-	-	-	-	-	-	-	-	-	-	-	-	-	-	-	-	-	-
Stop and Search Total	66	14%	-	-	41	18%	-	-	13	13%	-	-	5	31%	-	-	-	-	125	15%

* Census population estimates as above

** Due to small numbers some arrests per 1,000 head of population and proportionality ratios have not been calculated

Monthly Arrest Rates

	Sep-14	Oct-14	Nov-14	Dec-14	Jan-15	Feb-15	Mar-15	Apr-15	May-15	Jun-15	Jul-15	Aug-15	Total
Reasonable Grounds - Drugs	7%	9%	10%	11%	21%	9%	10%	19%	10%	19%	21%	5%	12%
Reasonable Grounds - Other	19%	18%	17%	7%	12%	35%	26%	23%	43%	0%	39%	11%	20%
Reasonable Grounds	14%	11%	14%	9%	19%	18%	16%	20%	24%	13%	29%	7%	15%

B Division (Other)*

*B Division (Other) represents searches conducted by B Division officers not assigned to a sub-division (e.g. Pan London Response Teams & London Overground) and those conducted by A Division officers on B Division (e.g. CTSU, Operations & Learning & Development)

Proportionality by Power – Officer Recorded Ethnic Appearance

B Division Other	White				Black				Asian				Other				Unknown		Total
	No	%	Per 1000	Ratio	No	%	Per 1000	Ratio	No	%	Per 1000	Ratio	No	%	Per 1000	Ratio	No	%	No
Stop and Account	1,621	59%	0.33	-	792	29%	0.73	2.19	254	9%	0.17	0.51	59	2%	0.21	0.63	-	-	2,726
Stop and Search																			
Reasonable Grounds - Drugs	238	51%	0.01	-	138	30%	0.06	5.32	77	16%	0.02	1.95	14	3%	0.03	2.32	-	-	467
Reasonable Grounds - Other	190	51%	0.01	-	135	36%	0.06	6.52	38	10%	0.01	1.20	11	3%	0.02	2.28	-	-	374
Reasonable Grounds**	428	51%	0.02	-	273	32%	0.11	5.86	115	14%	0.03	1.62	25	3%	0.05	2.30	-	-	841
Section 60	1	50%	-	-	1	50%	-	-	-	-	-	-	-	-	-	-	-	-	2
Terrorism Related	1	33%	-	-	-	-	-	-	2	67%	-	-	-	-	-	-	-	-	3
Stop and Search Total	429	51%	-	-	274	33%	-	-	115	14%	-	-	25	3%	-	-	-	-	843

** Census population estimates for Reasonable Grounds are for BTP B Division

*** Due to small numbers some searches per 1,000 head of population and proportionality ratios have not been calculated

Arrest Rates – Officer Recorded Ethnic Appearance

B Division Other	White				Black				Asian				Other				Unknown		Total	
	No	Arrest Rate	Per 1000	Ratio	No	Arrest Rate	Per 1000	Ratio	No	Arrest Rate	Per 1000	Ratio	No	Arrest Rate	Per 1000	Ratio	No	Arrest Rate	No	Arrest Rate
Stop and Account	114	7%	0.02	-	54	7%	0.05	2.13	20	8%	0.01	0.57	4	7%	-	-	-	-	192	7%
Stop and Search																				
Reasonable Grounds - Drugs	34	14%	0.00	-	24	17%	0.01	6.48	9	12%	0.00	1.59	6	43%	0.01	6.95	-	-	73	16%
Reasonable Grounds - Other	43	23%	0.00	-	43	32%	0.02	9.18	6	16%	-	-	5	45%	-	-	-	-	97	26%
Reasonable Grounds	77	18%	0.00	-	67	25%	0.03	7.99	15	13%	0.00	1.17	11	44%	0.02	5.63	-	-	170	20%
Section 60	-	-	-	-	-	-	-	-	-	-	-	-	-	-	-	-	-	-	-	-
Terrorism Related	-	-	-	-	-	-	-	-	-	-	-	-	-	-	-	-	-	-	-	-
Stop and Search Total	77	18%	-	-	67	24%	-	-	15	13%	-	-	11	44%	-	-	-	-	170	20%

* Census population estimates as above

** Due to small numbers some arrests per 1,000 head of population and proportionality ratios have not been calculated

Monthly Arrest Rates

	Sep-14	Oct-14	Nov-14	Dec-14	Jan-15	Feb-15	Mar-15	Apr-15	May-15	Jun-15	Jul-15	Aug-15	Total
Reasonable Grounds - Drugs	7%	8%	19%	14%	13%	16%	26%	29%	32%	26%	9%	11%	16%
Reasonable Grounds - Other	28%	6%	17%	18%	0%	28%	21%	38%	40%	28%	34%	40%	26%
Reasonable Grounds	17%	7%	18%	15%	8%	21%	24%	33%	36%	27%	19%	27%	20%

C Division (Midlands)

Proportionality by Power – Officer Recorded Ethnic Appearance

Power	White				Black				Asian				Other				Unknown		Total	
	No	%	Per 1000	Ratio	No	%	Per 1000	Ratio	No	%	Per 1000	Ratio	No	%	Per 1000	Ratio	No	%	No	
Stop and Account	23	82%	0.00	-	2	7%	0.01	2.46	3	11%	0.00	1.13	-	-	0.00	0.00	-	-	28	
Stop and Search																				
Reasonable Grounds - Drugs	206	73%	0.03	-	45	16%	0.16	6.17	31	11%	0.03	1.31	1	0.4%	0.02	0.76	-	-	283	
Reasonable Grounds - Other	125	66%	0.02	-	43	23%	0.15	9.72	16	9%	0.02	1.11	4	2%	0.08	4.99	-	-	188	
Reasonable Grounds*	331	70%	0.04	-	88	19%	0.31	7.51	47	10%	0.05	1.23	5	1%	0.10	2.35	-	-	471	
Section 60	-	-	-	-	-	-	-	-	-	-	-	-	-	-	-	-	-	-	-	
Terrorism Related	1	-	-	-	-	-	-	-	-	-	-	-	-	-	-	-	-	-	1	
Stop and Search Total	331	70%	-	-	88	19%	-	-	47	10%	-	-	5	1%	-	-	-	-	471	

* Census population estimates for Reasonable Grounds are for BTP C Division Midlands

** Due to small numbers some searches per 1,000 head of population and proportionality ratios have not been calculated

Arrest Rates – Officer Recorded Ethnic Appearance

Power	White				Black				Asian				Other			Unknown		Total		
	No	Arrest Rate	Per 1000	Ratio	No	Arrest Rate	Per 1000	Ratio	No	Arrest Rate	Per 1000	Ratio	No	Arrest Rate	Per 1000	Ratio	No	Arrest Rate	No	Arrest Rate
Stop and Account	-	-	-	-	-	-	-	-	-	-	-	-	-	-	-	-	-	-	-	-
Stop and Search																				
Reasonable Grounds - Drugs	22	11%	0.00	-	6	13%	-	-	6	19%	-	-	-	-	-	-	-	-	34	12%
Reasonable Grounds - Other	26	21%	0.00	-	10	23%	0.03	10.87	2	13%	-	-	1	25%	-	-	-	-	39	21%
Reasonable Grounds	48	15%	0.01	-	16	18%	0.06	9.42	8	17%	-	-	1	20%	-	-	-	-	73	15%
Section 60	-	-	-	-	-	-	-	-	-	-	-	-	-	-	-	-	-	-	-	-
Terrorism Related	1	100%	-	-	-	-	-	-	-	-	-	-	-	-	-	-	-	-	1	100%
Stop and Search Total	48	15%	-	-	16	18%	-	-	8	17%	-	-	1	20%	-	-	-	-	73	15%

* Census population estimates as above

** Due to small numbers arrests per 1,000 head of population and proportionality ratios have not been calculated

Monthly Arrest Rates

	Sep-14	Oct-14	Nov-14	Dec-14	Jan-15	Feb-15	Mar-15	Apr-15	May-15	Jun-15	Jul-15	Aug-15	Total
Reasonable Grounds - Drugs	22%	19%	17%	20%	2%	4%	18%	9%	10%	9%	13%	19%	12%
Reasonable Grounds - Other	13%	32%	10%	10%	27%	17%	63%	13%	9%	57%	20%	45%	21%
Reasonable Grounds	17%	24%	13%	14%	7%	8%	32%	11%	10%	20%	14%	30%	15%

C Division (Pennine)

Proportionality by Power – Officer Recorded Ethnic Appearance

Power	White				Black				Asian				Other				Unknown		Total
	No	%	Per	Ratio	No	%	Per	Ratio	No	%	Per	Ratio	No	%	Per	Ratio	No	%	No
			1000				1000				1000								
Stop and Account	56	93%	0.00	-	3	5%	-	-	1	2%	-	-	-	-	0.00	-	-	-	60
Stop and Search																			
Reasonable Grounds - Drugs	698	88%	0.05	-	49	6%	0.25	5.12	41	5%	0.04	0.92	3	0.4%	0.04	0.73	-	-	791
Reasonable Grounds - Other	271	87%	0.02	-	24	8%	0.12	6.45	16	5%	0.02	0.92	2	0.6%	0.02	1.25	-	-	313
Reasonable Grounds*	969	88%	0.07	-	73	7%	0.37	5.49	57	5%	0.06	0.92	5	0.5%	0.06	0.87	-	-	1,104
Section 60	-	-	-	-	-	-	-	-	-	-	-	-	-	-	-	-	-	-	-
Terrorism Related	-	-	-	-	-	-	-	-	1	100%	-	-	-	-	-	-	-	-	1
Stop and Search Total	969	88%	-	-	73	7%	-	-	57	5%	-	-	5	0.5%	-	-	-	-	1,104

* Census population estimates for Reasonable Grounds are for BTP C Division Pennine

** Due to small numbers some searches per 1,000 head of population and proportionality ratios have not been calculated

Arrest Rates – Officer Recorded Ethnic Appearance

Power	White				Black				Asian				Other				Unknown		Total	
	No	Arrest Rate	Per	Ratio	No	Arrest Rate	Per	Ratio	No	Arrest Rate	Per	Ratio	No	Arrest Rate	Per	Ratio	No	Arrest Rate	No	Arrest Rate
			1000				1000				1000									
Stop and Account	3	5%	-	-	-	-	-	-	-	-	-	-	-	-	-	-	-	-	3	5%
Stop and Search																				
Reasonable Grounds - Drugs	58	8%	0.00	-	5	10%	-	-	1	2%	-	-	1	33%	-	-	-	-	65	8%
Reasonable Grounds - Other	64	24%	0.00	-	5	21%	-	-	-	0%	-	-	-	-	-	-	-	-	69	22%
Reasonable Grounds	122	13%	0.01	-	10	14%	0.05	5.97	4	7%	-	-	1	20%	-	-	-	-	137	12%
Section 60	-	-	-	-	-	-	-	-	-	-	-	-	-	-	-	-	-	-	-	-
Terrorism Related	-	-	-	-	-	-	-	-	-	-	-	-	-	-	-	-	-	-	-	-
Stop and Search Total	122	13%	-	-	10	14%	-	-	4	7%	-	-	1	20%	-	-	-	-	137	12%

* Census population estimates as above

** Due to small numbers arrests per 1,000 head of population and proportionality ratios have not been calculated

Monthly Arrest Rates

	Sep-14	Oct-14	Nov-14	Dec-14	Jan-15	Feb-15	Mar-15	Apr-15	May-15	Jun-15	Jul-15	Aug-15	Total
Reasonable Grounds - Drugs	13%	6%	8%	5%	11%	2%	12%	12%	5%	5%	12%	6%	8%
Reasonable Grounds - Other	10%	14%	11%	22%	44%	24%	15%	32%	17%	33%	32%	45%	23%
Reasonable Grounds	13%	9%	9%	10%	19%	8%	13%	17%	9%	12%	18%	23%	12%

C Division (Wales)

Proportionality by Power – Officer Recorded Ethnic Appearance

Power	White				Black				Asian				Other				Unknown		Total	
	No	%	Per 1000	Ratio	No	%	Per 1000	Ratio	No	%	Per 1000	Ratio	No	%	Per 1000	Ratio	No	%	No	
Stop and Account	35	95%	0.01	-	1	3%	-	-	1	3%	-	-	-	-	-	-	-	-	-	37
Stop and Search																				
Reasonable Grounds - Drugs	87	87%	0.03	-	9	9%	-	-	4	4%	-	-	-	-	-	-	-	-	-	100
Reasonable Grounds - Other	28	88%	0.01	-	3	9%	-	-	1	3%	-	-	-	-	-	-	-	-	-	32
Reasonable Grounds*	115	87%	0.03	-	12	9%	0.62	18.02	5	4%	-	-	-	-	-	-	-	-	-	132
Section 60	-	-	-	-	-	-	-	-	-	-	-	-	-	-	-	-	-	-	-	-
Terrorism Related	1	100%	-	-	-	-	-	-	-	-	-	-	-	-	-	-	-	-	-	1
Stop and Search Total	115	87%	-	-	12	9%	-	-	5	4%	-	-	-	-	-	-	-	-	-	132

* Census population estimates for Reasonable Grounds are for BTP C Division Wales

** Due to small numbers some searches per 1,000 head of population and proportionality ratios have not been calculated

Arrest Rates – Officer Recorded Ethnic Appearance

Power	White				Black				Asian				Other				Unknown		Total		
	No	Arrest Rate	Per 1000	Ratio	No	Arrest Rate	Per 1000	Ratio	No	Arrest Rate	Per 1000	Ratio	No	Arrest Rate	Per 1000	Ratio	No	Arrest Rate	No	Arrest Rate	
Stop and Account	4	11%	-	-	-	-	-	-	-	-	-	-	-	-	-	-	-	-	-	4	11%
Stop and Search																					
Reasonable Grounds - Drugs	11	13%	-	-	1	11%	-	-	-	-	-	-	-	-	-	-	-	-	-	12	12%
Reasonable Grounds - Other	7	25%	0.01	-	1	33%	-	-	-	-	-	-	-	-	-	-	-	-	-	8	25%
Reasonable Grounds	18	16%	0.01	-	2	17%	-	-	-	-	-	-	-	-	-	-	-	-	-	20	15%
Section 60	-	-	-	-	-	-	-	-	-	-	-	-	-	-	-	-	-	-	-	-	-
Terrorism Related	-	-	-	-	-	-	-	-	-	-	-	-	-	-	-	-	-	-	-	-	-
Stop and Search Total	18	16%	-	-	2	17%	-	-	-	-	-	-	-	-	-	-	-	-	-	20	15%

* Census population estimates as above

** Arrests per 1,000 head of population and proportionality ratios have not been calculated for any powers due to small numbers

Monthly Arrest Rates

	Sep-14	Oct-14	Nov-14	Dec-14	Jan-15	Feb-15	Mar-15	Apr-15	May-15	Jun-15	Jul-15	Aug-15	Total
Reasonable Grounds - Drugs	25%	10%	9%	0%	0%	8%	14%	0%	0%	50%	8%	25%	12%
Reasonable Grounds - Other	33%	-	33%	0%	0%	20%	-	50%	-	-	0%	-	25%
Reasonable Grounds	29%	17%	18%	0%	0%	12%	14%	14%	0%	50%	7%	25%	15%

C Division (Western)

Proportionality by Power – Officer Recorded Ethnic Appearance

Power	White				Black				Asian				Other				Unknown		Total
	No	%	Per 1000	Ratio	No	%	Per 1000	Ratio	No	%	Per 1000	Ratio	No	%	Per 1000	Ratio	No	%	No
Stop and Account	20	77%	0.00	-	3	12%	-	-	2	8%	-	-	1	4%	-	-	-	-	26
Stop and Search																			
Reasonable Grounds - Drugs	165	77%	0.03	-	38	18%	0.53	17.09	11	5%	0.07	2.11	-	-	-	-	-	-	214
Reasonable Grounds - Other	85	85%	0.02	-	11	11%	0.15	9.60	4	4%	-	-	-	-	-	-	-	-	100
Reasonable Grounds*	250	80%	0.05	-	49	16%	0.68	14.54	15	5%	0.09	1.90	-	-	-	-	-	-	314
Section 60	-	-	-	-	-	-	-	-	-	-	-	-	-	-	-	-	-	-	-
Terrorism Related	1	50%	-	-	-	-	-	-	1	50%	-	-	-	-	-	-	-	-	2
Stop and Search Total	250	80%	-	-	49	16%	-	-	15	5%	-	-	-	-	-	-	-	-	314

* Census population estimates for Reasonable Grounds are for BTP C Division Western

** Due to small numbers some searches per 1,000 head of population and proportionality ratios have not been calculated

Arrest Rates – Officer Recorded Ethnic Appearance

Power	White				Black				Asian				Other				Unknown		Total	
	No	Arrest Rate	Per 1000	Ratio	No	Arrest Rate	Per 1000	Ratio	No	Arrest Rate	Per 1000	Ratio	No	Arrest Rate	Per 1000	Ratio	No	Arrest Rate	No	Arrest Rate
Stop and Account	3	15%	-	-	-	-	-	-	-	-	-	-	-	-	-	-	-	-	3	12%
Stop and Search																				
Reasonable Grounds - Drugs	27	16%	0.01	-	6	16%	-	-	2	18%	-	-	-	-	-	-	-	-	35	16%
Reasonable Grounds - Other	15	18%	0.00	-	1	9%	-	-	1	25%	-	-	-	-	-	-	-	-	17	17%
Reasonable Grounds	42	17%	0.01	-	7	14%	-	-	3	20%	-	-	-	-	-	-	-	-	52	17%
Section 60	-	-	-	-	-	-	-	-	-	-	-	-	-	-	-	-	-	-	-	-
Terrorism Related	-	-	-	-	-	-	-	-	-	-	-	-	-	-	-	-	-	-	-	-
Stop and Search Total	42	17%	-	-	7	14%	-	-	3	20%	-	-	-	-	-	-	-	-	52	17%

* Census population estimates as above

** Arrests per 1,000 head of population and proportionality ratios have not been calculated for any powers due to small numbers

Monthly Arrest Rates

	Sep-14	Oct-14	Nov-14	Dec-14	Jan-15	Feb-15	Mar-15	Apr-15	May-15	Jun-15	Jul-15	Aug-15	Total
Reasonable Grounds - Drugs	33%	13%	15%	7%	13%	17%	9%	7%	30%	35%	7%	12%	16%
Reasonable Grounds - Other	25%	14%	17%	21%	0%	0%	30%	0%	13%	33%	27%	0%	16%
Reasonable Grounds	31%	13%	16%	14%	7%	13%	15%	6%	25%	35%	16%	8%	16%

C Division (Other)*

*C Division (Other) represents searches conducted by C Division officers not assigned to a sub-division (e.g. Operational Support Unit & Dogs Section)

Proportionality by Power – Officer Recorded Ethnic Appearance

C Division Other	White				Black				Asian				Other				Unknown		Total
	No	%	Per 1000	Ratio	No	%	Per 1000	Ratio	No	%	Per 1000	Ratio	No	%	Per 1000	Ratio	No	%	No
Stop and Account	5	83%	-	-	1	17%	-	-	-	-	-	-	-	-	-	-	-	-	6
Stop and Search																			
Reasonable Grounds - Drugs	41	95%	0.00	-	1	2%	-	-	1	2%	-	-	-	-	-	-	-	-	43
Reasonable Grounds - Other	12	100%	0.00	-	-	-	-	-	-	-	-	-	-	-	-	-	-	-	12
Reasonable Grounds**	53	96%	0.00	-	1	2%	-	-	1	2%	-	-	-	-	-	-	-	-	55
Section 60	-	-	-	-	-	-	-	-	-	-	-	-	-	-	-	-	-	-	-
Terrorism Related	-	-	-	-	-	-	-	-	-	-	-	-	-	-	-	-	-	-	-
Stop and Search Total	53	96%	-	-	1	2%	-	-	1	2%	-	-	-	-	-	-	-	-	55

** Census population estimates for Reasonable Grounds are for BTP C Division

** Due to small numbers searches per 1,000 head of population and proportionality ratios have not been calculated

Arrest Rates – Officer Recorded Ethnic Appearance

C Division Other	White				Black				Asian				Other				Unknown		Total	
	No	Arrest Rate	Per 1000	Ratio	No	Arrest Rate	Per 1000	Ratio	No	Arrest Rate	Per 1000	Ratio	No	Arrest Rate	Per 1000	Ratio	No	Arrest Rate	No	Arrest Rate
Stop and Account	-	-	-	-	-	-	-	-	-	-	-	-	-	-	-	-	-	-	-	-
Stop and Search																				
Reasonable Grounds - Drugs	5	12%	-	-	-	-	-	-	-	-	-	-	-	-	-	-	-	-	5	12%
Reasonable Grounds - Other	-	-	-	-	-	-	-	-	-	-	-	-	-	-	-	-	-	-	-	-
Reasonable Grounds	5	9%	-	-	-	-	-	-	-	-	-	-	-	-	-	-	-	-	5	9%
Section 60	-	-	-	-	-	-	-	-	-	-	-	-	-	-	-	-	-	-	-	-
Terrorism Related	-	-	-	-	-	-	-	-	-	-	-	-	-	-	-	-	-	-	-	-
Stop and Search Total	5	9%	-	-	-	-	-	-	-	-	-	-	-	-	-	-	-	-	5	9%

* Census population estimates as above

** Arrests per 1,000 head of population and proportionality ratios have not been calculated for any powers due to small numbers

Monthly Arrest Rates

	Sep-14	Oct-14	Nov-14	Dec-14	Jan-15	Feb-15	Mar-15	Apr-15	May-15	Jun-15	Jul-15	Aug-15	Total
Reasonable Grounds - Drugs	27%	0%	0%	17%	-	-	-	-	-	-	-	-	12%
Reasonable Grounds - Other	0%	0%	0%	-	-	-	-	-	-	-	-	-	0%
Reasonable Grounds	21%	0%	0%	17%	-	-	-	-	-	-	-	-	9%

D Division

Proportionality by Power – Officer Recorded Ethnic Appearance

D Division	White				Black				Asian				Other				Unknown		Total
	No	%	Per 1000	Ratio	No	%	Per 1000	Ratio	No	%	Per 1000	Ratio	No	%	Per 1000	Ratio	No	%	No
Stopped not searched	89	79%	0.02	-	14	13%	-	-	4	4%	-	-	5	4%	-	-	-	-	112
Stop and Search																			
Reasonable Grounds - Drugs	68	97%	0.01	-	2	3%	-	-	-	-	-	-	-	-	-	-	-	-	70
Reasonable Grounds - Other	6	75%	0.00	-	-	-	-	-	2	25%	-	-	-	-	-	-	-	-	8
Reasonable Grounds	74	95%	0.01	-	2	3%	-	-	2	3%	-	-	-	-	-	-	-	-	78
Section 60	22	100%	-	-	-	-	-	-	-	-	-	-	-	-	-	-	-	-	22
Terrorism Related	-	-	-	-	1	100%	-	-	-	-	-	-	-	-	-	-	-	-	1
Stop and Search Total	96	96%	-	-	2	2%	-	-	2	2%	-	-	-	-	-	-	-	-	100

* Due to small numbers searches per 1,000 head of population and proportionality ratios have not been calculated

Arrest Rates – Officer Recorded Ethnic Appearance

D Division	White				Black				Asian				Other				Unknown		Total	
	No	Arrest Rate	Per 1000	Ratio	No	Arrest Rate	Per 1000	Ratio	No	Arrest Rate	Per 1000	Ratio	No	Arrest Rate	Per 1000	Ratio	No	Arrest Rate	No	Arrest Rate
Stopped not searched	1	1%	-	-	-	-	-	-	-	-	-	-	-	-	-	-	-	-	1	1%
Stop and Search																				
Reasonable Grounds - Drugs	1	1%	-	-	-	-	-	-	-	-	-	-	-	-	-	-	-	-	1	1%
Reasonable Grounds - Other	2	33%	-	-	-	-	-	-	1	50%	-	-	-	-	-	-	-	-	3	38%
Reasonable Grounds	3	4%	-	-	-	-	-	-	1	50%	-	-	-	-	-	-	-	-	4	5%
Section 60	6	27%	-	-	-	-	-	-	-	-	-	-	-	-	-	-	-	-	6	27%
Terrorism Related	-	-	-	-	-	-	-	-	-	-	-	-	-	-	-	-	-	-	-	-
Stop and Search Total	9	9%	-	-	-	-	-	-	1	50%	-	-	-	-	-	-	-	-	10	10%

* Arrests per 1,000 head of population and proportionality ratios have not been calculated for any powers due to small numbers

Monthly Arrest Rates

	Sep-14	Oct-14	Nov-14	Dec-14	Jan-15	Feb-15	Mar-15	Apr-15	May-15	Jun-15	Jul-15	Aug-15	Total
Reasonable Grounds - Drugs	0%	0%	0%	0%	0%	0%	0%	25%	-	0%	-	-	1%
Reasonable Grounds - Other	-	-	-	-	-	-	-	100%	-	-	-	-	38%
Reasonable Grounds	0%	0%	0%	0%	0%	0%	11%	40%	-	0%	-	-	5%

All Powers (excluding Stop & Account)

By Age and Gender

All Powers (exc. S&A) Age Range	Female		Male		Not Stated		Total	
	No	%	No	%	No	%	No	%
10 to 17	67	8%	738	91%	3	0.4%	808	16%
18 to 24	104	6%	1,643	94%	1	0.1%	1,748	34%
25 to 44	163	8%	1,765	91%	2	0.1%	1,930	37%
45 to 64	33	10%	292	90%	1	-	326	6%
65 & Over	3	5%	60	95%		-	63	1.2%
Unknown	31	10%	289	89%	3	-	323	6%
Total	401	8%	4,787	92%	10	0.2%	5,198	100%

* There are no persons stopped and searched under the age of 10.

By Age & Ethnicity – Officer Recorded Ethnicity

All Powers (exc. S&A) Age Range	White		Black		Asian		Other		Unknown		Total	
	No	%	No	%	No	%	No	%	No	%	No	%
10 to 17	560	69%	205	25%	39	5%	4	0%	-	-	808	16%
18 to 24	1171	67%	376	22%	176	10%	25	1%	-	-	1,748	34%
25 to 44	1364	71%	388	20%	152	8%	26	1%	-	-	1,930	37%
45 to 64	234	72%	66	20%	21	6%	5	2%	-	-	326	6%
65 & Over	42	67%	13	-	6	10%	2	-	-	-	63	1.2%
Unknown	187	58%	87	27%	46	14%	3	1%	-	-	323	6%
Total	3,558	68%	1,135	22%	440	8%	65	1%	-	-	5,198	100%

Stop & Account

By Age and Gender

Stop & Account Age Range	Female		Male		Not Stated		Total	
	No	%	No	%	No	%	No	%
10 to 17	212	17%	1007	81%	19	2%	1,238	10%
18 to 24	381	12%	2687	86%	73	2%	3,141	26%
25 to 44	606	12%	4418	86%	103	2%	5,127	43%
45 to 64	141	9%	1435	90%	24	2%	1,600	13%
65 & Over	30	13%	196	85%	4	2%	230	2%
Unknown	80	15%	454	84%	8	1%	542	5%
Total	1,450	12%	10,197	86%	231	2%	11,878	100%

* There are no persons stopped and searched under the age of 10.

Stop & Account by Age and Ethnicity – Officer Recorded

Stop & Account Age Range	White		Black		Asian		Other		Unknown		Total	
	No	%	No	%	No	%	No	%	No	%	No	%
10 to 17	635	51%	497	40%	87	7%	19	2%	-	-	1,238	10%
18 to 24	1675	53%	1152	37%	233	7%	81	3%	-	-	3,141	26%
25 to 44	3250	63%	1279	25%	469	9%	129	3%	-	-	5,127	43%
45 to 64	1116	70%	366	23%	84	5%	34	2%	-	-	1,600	13%
65 & Over	158	69%	40	17%	29	13%	3	1.3%	-	-	230	2%
Unknown	322	59%	147	27%	60	11%	13	2.4%	-	-	542	5%
Total	7,156	60%	3,481	29%	962	8%	279	2%	-	-	11,878	100%

Stop and Search Benchmarking

British Transport Police

Power	White		Black		Asian		Other		Unknown		Total		Change from same period last year
	No	%	No	%	No	%	No	%	No	%	No	%	
Stop and Account	7,923	60%	3,984	30%	1,061	8%	306	2%	-	-	13,274	100%	- 59%
Total Searches***	3,988	68%	1,301	22%	487	8%	81	1%	-	-	5,857	100%	-45%
Section 60	25	93%	2	7%	-	-	-	-	-	-	27	100%	-77%
Force	11,936	62%	5,287	28%	1,548	8%	387	2%	-	-	19,158	100%	-55%

Power	White		Black		Asian		Other		Unknown		Total	
	No	Arrest Rate	No	Arrest Rate	No	Arrest Rate	No	Arrest Rate	No	Arrest Rate	No	Arrest Rate
Total Searches***	616	15%	262	20%	62	13%	25	31%	-	-	965	16%

Metropolitan Police Service*

Power	White		Black		Asian		Other		Unknown		Total		Change from same period last year
	No	%	No	%	No	%	No	%	No	%	No	%	
Stop and Account**	98,740	65%	24,340	16%	20,252	13%	8,136	5%	-	-	151,468	100%	-42%
Total Searches***	71,911	47%	53,601	35%	21,441	14%	4,673	3%	517	0.3%	152,143	100%	-39%
Section 60	48	24%	127	64%	19	10%	4	2%	-	-	198	100%	-79%
Force	170,699	56%	78,068	26%	41,712	14%	12,813	4%	517	0.2%	303,809	100%	-40%

Power	White		Black		Asian		Other		Unknown		Total	
	No	Arrest Rate	No	Arrest Rate	No	Arrest Rate	No	Arrest Rate	No	Arrest Rate	No	Arrest Rate
Total Searches***	13,392	19%	11,598	22%	3402	16%	1039	22%	100	19%	29,531	19%

Notes

* MPS figures are for the period 01 September– 31 August

** Stop and Account figures are based on self defined ethnicity; the remaining totals are officer defined

*** 'Total Searches' includes all stop and searches excluding section 60

Stop and Search Recommendations Progress Chart

Recommendation		Force update / assessment of progress	Estimated completion date / updated	Grading R/A/G
<p>Force BRITISH TRANSPORT POLICE Chief officer stop search lead for force <i>DCC Adrian Hanstock</i></p> <p>Operational stop search lead for force <i>T/Inspector Dan Weir</i></p> <p>Date form completed <i>18/09/2015</i></p>		<p>Assessment rating:<u>PLEASE SHADE BOX APPROPRIATE COLOUR.</u></p> <p>RED - Little work yet undertaken in this area. Unlikely to reach deadlines</p> <p>AMBER - Work undertaken in area but still requires development to complete</p> <p>GREEN - Already complete / believed to be complete within short time scale (and within deadline)</p> <p>**Light blue shaded areas do not need to be completed**</p>		
No.	HMIC 2013			
1.	Chief constables and the College of Policing should establish in the Stop and Search Authorised Professional Practice document a clear specification of what constitutes the effective and fair exercise of stop and search powers, and guidance in this respect. This should be compliant with the Code of Practice.	The definition of an effective and fair definition of stop and search has been published by the CoP following extensive consultation with the Police and Public Encounters Board. This definition and guidance generated by BTP was subject to an internal media campaign within the force, briefing all officers.		
2.	Chief constables should establish or improve monitoring of the way officers stop and search people, so that they can be satisfied their officers are acting in accordance with the law (including equality legislation and the Code of Practice), and that the power is used effectively to prevent crime, catch criminals and	BTP introduced a 3 tier scrutiny and monitoring process in December 2013. The 3 tiers are: 1. Supervisor 2. Sub Division 3. Force Headquarters (FHQ)	27/08/2015	

Stop and Search Recommendations Progress Chart

Recommendation	Force update / assessment of progress	Estimated completion date / updated	Grading R/A/G
	<p>maintain public trust. This monitoring should, in particular, enable police leaders to ensure officers have the reasonable grounds (and, where applicable, authorising officers have the reasonable belief) required by law to justify each stop and search encounter.</p> <p>Further to this, stop and search records are subjected to a quarterly public consultation panel.</p> <p>Supervisor A new stop and search form was designed to assist with the process. A supervisor has to endorse the completed form with either a satisfactory or unsatisfactory assessment. Supervisors then have to record the search record onto a Divisional spreadsheet. This specifically includes details of any feedback provided to officers, particularly if the search was unsatisfactory. This central spreadsheet allows Supervisors and commanders the ability to identify any trends or patterns of behaviour over an extended period of time and to ensure that appropriate action is being taken to address any issues.</p> <p>Sub Division Sub Division Commanders have direct responsibility for all stop and search activity on their respective Sub Divisions. All completed stop and search records are collated at Sub Division level and each form is scrutinised. In addition the corresponding records on the Force Intelligence System are checked. All forms are then sent by a secure means to the Force Headquarters on a monthly basis. As well as ensuring that supervisors are doing their job the Sub Division scrutiny is designed to identify any trends and that stop and search is being used effectively in accordance with policing objectives. Sub Division Commanders are required to produce a short monthly report to FHQ highlighting any issues and also sharing best practice.</p>		

Stop and Search Recommendations Progress Chart

Recommendation	Force update / assessment of progress	Estimated completion date / updated	Grading R/A/G
	<p>FHQ FHQ oversee all stop and search activity at a strategic level and produce statistical stop and search data for the BTP internet, the BTPA and to share internally. All stop and search records are dip sampled. FHQ are able to identify trends across all Sub Divisions. FHQ manage the scrutiny of completed stop and search forms by members of the BTP Stop and Search Community Consultation Group. FHQ host quarterly Stop and Search Gold Group meetings and Community Consultation meetings. FHQ are in regular contact with Sub Divisions in order to ensure the process works effectively.</p>		
3.	<p>Chief constables should ensure that officers carrying out stop and search encounters are supervised so that they can be confident that the law is being complied with and that the power is being used fairly and effectively. Particular attention should be given to compliance with the Code of Practice and equality legislation. (Note: This recommendation concerns real-time supervision whereas Recommendation 2 is about retrospective monitoring)</p>	12/09/2015	
4.	The College of Policing should work with chief	For College of Policing to respond	30/09/2015

Stop and Search Recommendations Progress Chart

Recommendation	Force update / assessment of progress	Estimated completion date / updated	Grading R/A/G
	<p>constables to design national training requirements to improve officers' understanding of the legal basis for their use of stop and search powers; skills in establishing and recording the necessary reasonable grounds for suspicion; knowledge of how best to use the powers to prevent and detect crime; and understanding of the impact that stop and search encounters can have on community confidence and trust in the police. Specific training should also be tailored to the supervisors and leaders of those carrying out stops and searches.</p> <p><i>The college of Policing has released a new definition and guidance promoting better use of stop and search. This guidance was provided to the National Stop Search working group.</i></p> <p><i>From this BTP generated a number of products both for providing info to officers AND the public. These include:</i></p> <ul style="list-style-type: none"> • <i>New Z card handout, to be provided to ALL persons stopped and searched.</i> • <i>Posters and information documents to be placed in prominent positions at police stations.</i> <p><i>Further to this, BTP has been selected as one of the forces trialling a new stop and search training program. Training is being developed by the BTP to be delivered to officers in September and will last three months. From this, along with other participating forces collated findings will determine how the national training will be rolled out and what areas it will focus on.</i></p> <p><i>The training programme has been written and is set for delivery week commencing 07/09/2015</i></p>		
5.	<p>Chief constables should ensure that officers and supervisors who need this training are required to complete it and that their understanding of what they learn is tested.</p> <p>The training already delivered included a test element at the completion of the training. This will continue for all future training modules.</p> <p><i>College of Policing syllabus training developed by BTP has begun delivery and is being rolled out over September. So far (at date of</i></p>	<p>31/12/2015</p> <p><i>(Updated)</i> 08/10/2015</p>	

Stop and Search Recommendations Progress Chart

	Recommendation	Force update / assessment of progress	Estimated completion date / updated	Grading R/A/G
	scrutinised by community representatives. This should be done in a way that involves those people who are stopped and searched, for example, young people.	<p>conducted in the reporting period. BTP then sanitise the selected records to remove personal details in accordance with data protection requirements. BTP then respond to any feedback . Feedback will also be passed back to officers and their supervisors via Sub Divisions. This process was established in March 2015.</p> <p>The group is made up from various members from a number of sections of the community. Efforts are being driven to include more young people, having made contacts within 'the challenge' a youth organisation associated with a number of colleges across London. Further invitations have been shared with local colleges and Universities in an effort to have more young people represented.</p>		
8.	<p>Chief constables should ensure that those people who are dissatisfied with the way they are treated during stop and search encounters can report this to the force and have their views considered and, if they wish, make a formal complaint quickly and easily. This should include gathering information about dissatisfaction reported to other agencies.</p> <p><i>The All-Party Parliamentary Group for Children (APPGC) states that forces should enable children and young people to provide feedback on their interaction or advise how to make a complaint if they feel they have been treated badly or unfairly. See Recommendation 14 in APPGC section below.</i></p>	<p>The new BTP stop and search form provides information on the subjects copy inviting the subject to provide feedback via a stop and search survey on the Force Internet. This was introduced in June 2015 but uptake has been very limited. BTP have generated a Community Consultation Group meeting quarterly every year.</p> <p>Further to the above efforts, under the guidance of the National Policing lead for Stop and Search DCC Adrian Hanstock the BTP have designed a National package that includes a standard generic format of Z-Card that has been provided to all forces for issue to all persons made subject to stop and search. These Z cards include information on legislation, the professional and ethical standards officers should conform to as well as areas for forces to provide direct contact links for the public to seek further information, provide feedback and make a formal complaint. The new Z cards have been printed and are in the process of being</p>	01/07/2015 <i>Updated 18/09/2015</i>	

Stop and Search Recommendations Progress Chart

	Recommendation	Force update / assessment of progress	Estimated completion date / updated	Grading R/A/G
		<p>delivered to police posts by week ending 26/09/2015</p> <p>The BTP specifically have utilised links to our internet stop and search survey, a sepcific email address for stop and search which is monitored and managed by the headquarters based stop and search team as well as contact telephone numbers to our non emergency 24 hour telephone number 0800 40 50 40.</p> <p>Any submissions by any of these means will see any feedback and / or complaints addressed by the Stop and Search operational lead.</p>		
9.	<p>Chief constables should introduce a nationally agreed form (paper or electronic) for the recording of stop and search encounters, in accordance with the Code of Practice. (Note: HMIC now accept that if the form used by a force complies with, or is upgraded to meet, the national minimum recording standard, then this will satisfy this recommendation)</p>	<p>BTP introduced a new stop and search form in 2014. Additional recording requirements (BUSSS) etc will be taken forward for inclusion in the forthcoming Mobile Solution project. This will remove the use of paper records.</p> <p>In the interim period BTP has designed a new stop and search form that allows for greater space for officers to record the grounds and object of the search. Special care has been taken to ensure all areas required to be captured within PACE and BUSSS etc are accounted for on the new form. BTP awaits delivery of the new 2015 form.</p> <p><i>BTP is moving to a new computer system. Interim plans have been formulated to see the creation of a replacement paper based form in the run up to the roll out of the mobile data solutions package (due to arrive February 2016). After consultation and feedback from officers across the force there have been concerns that the current form doesn't provide sufficient space to accurately record stop and search grounds. This will be addressed in the</i></p>	<p>28/02/2016</p> <p><i>Updated 12/10/2015</i></p>	

Stop and Search Recommendations Progress Chart

Recommendation		Force update / assessment of progress	Estimated completion date / updated	Grading R/A/G
		<p><i>revised form, but will cease being an issue once the mobile solutions package comes on line.</i></p> <p><i>The computer based system responsible for the recording of stop and search encounters is the same package that the majority of forces across the UK are using.</i></p> <p><i>Further developments are being progressed by colleagues in Dorset Police who will have a stop and search system update come April 2016</i></p>		
10.	Chief constables should work with their elected policing bodies to find a way of better using technology to record relevant information about stop and search encounters, which complies with the law and reveals how effectively and fairly the power is being used.	<p>BTP are in the process of introducing new technology as part of the Integrated Systems Programme & Mobile Solution project.</p> <p>This will provide data to Police.uk (when launched) providing the public with accurate data regarding locations of stop and searches on BTP jurisdiction. Further, the new recording system with BTP will see stop and search records accurately recorded as per the NICHE system in use with 20+ forces.</p> <p>Currently submissions to Police.uk are made manually by the Stop and Search co-ordinator. The introduction of NICHE will provide Home Office / Police.uk friendly data that can be uploaded at a faster rate.</p>	<p>28/02/2016</p> <p><i>Updated 12/10/2015</i></p>	
Best Use of Stop and Search Scheme				
1.	Data Recording – forces will record the broader range of stop and search outcomes e.g. arrests, cautions , penalty notices for disorder and all other disposal types. Forces will also show the link, or lack of one, between the object of the search and its outcome.	BTP updated the Force Intelligence system stop and search recording templates to ensure all of the recording requirements off BUSSS can be captured. This went live on the 31/12/14 and is working well.	31/12/2015	

Stop and Search Recommendations Progress Chart

Recommendation		Force update / assessment of progress	Estimated completion date / updated	Grading R/A/G
	<i>The APPGC also requires specific recording of stop and search encounters with children and young persons and specific data capture. See Recommendation 9 in APPGC section below</i>	The new NICHE system will also capture all the required mandatory data sets with a specific stop and search package upgrade being designed by Dorset Police on behalf of forces Nationally. This upgrade due to be with forces April 2016.	<i>Updated 12/10/2015</i>	
2.	Lay observation policies – providing the opportunity for members of the local community to accompany police officers on patrol using stop and search.	<p>BTP will be launching the Lay Observation Scheme in June 2015 in consultation with the Stop and Search Community Consultation Group.</p> <p>The lay observation process launch has been delayed and is being worked on presently. It was identified that the observation scheme could not be limited to the stop and search encounter and would have a much wider scope of a foot patrol (and all the events that an officer could come into contact with throughout).</p> <p>BTP have produced the policy document for the 'Police Patrol Observation Scheme' which governs and sets guidelines for Sub-Divisional commanders and sector Inspectors who will over see the observations in their respective areas across the force.</p> <p>The Policy has gone live with information being made available on the BTP internet site for application by the public. Associated policy documents and paperwork have been generated and are available for officers use via the Stop and Search internal intranet system.</p>	<p>01/10/2015</p> <p><i>Updated 18/09/2015</i></p>	
3.	Stop and search complaints 'community trigger' – a local complaint policy requiring the police to explain to	BTP introduced this scheme on the 31/12/14. Very few complaints are received and to that end individual complaints initiate the	31/12/2015	

Stop and Search Recommendations Progress Chart

Recommendation		Force update / assessment of progress	Estimated completion date / updated	Grading R/A/G
	<p>local community scrutiny groups how the powers are being used where there is a large volume of complaints.</p> <p><i>APPGC Recommendation 9 states children and young persons should also be included in this process.</i></p>	<p>community complaints trigger.</p> <p>All stop and Search associated complaint are discussed at the public scrutiny panel with a ranking representative from the Professional Standards Department (Detective Chief Inspector) at the panel to provide insight and answer any questions.</p>	<p><i>Updated 18/09/2015</i></p>	
4.	<p>Reducing section 60 'no-suspicion' stop and searches by –</p> <ul style="list-style-type: none"> (a) raising the level of authorisation to senior officer (above the rank of chief superintendent); (b) ensuring that section 60 stop and search is only used where it is deemed necessary – and making this clear to the public; (c) in anticipation of serious violence, the authorising officer must reasonably believe that an incident involving serious violence will take place rather than may; (d) limiting the duration of initial authorisations to no more than 15 hours (down from 24); and (e) communicating to local communities when there is a section 60 authorisation in advance (where practicable) and afterwards, so that the public is kept informed of the purpose and success of the operation. 	<p>Specific response required for each of the 5 points</p> <p>BTP abides by the newly set out S.60 guidance as set out in BUSSS.</p> <p>BTP authorised the first Section 60 CJ+PO '94 powers on 10/09/2015. A review of the events, information and level of authority was compliant with the Best use of Stop and Search Schedule.</p> <p>BTP internal reference 324 10/09/2015</p>	<p>31/12/2015</p> <p><i>Updated 18/09/2015</i></p>	
HMIC 2015				

Stop and Search Recommendations Progress Chart

	Recommendation	Force update / assessment of progress	Estimated completion date / updated	Grading R/A/G
1.	With immediate effect, while changes to the Authorised Professional Practice are being considered, the College of Policing should publish a working definition of what constitutes an effective and fair stop and search encounter.	For College of Policing to respond		
2.	Chief constables should, with immediate effect, develop plans that set out how each force will complete the action required to make good progress in relation to the recommendations in HMIC's 2013 report, and publish these plans so that the public can easily see them on their websites. These plans should include the action forces are taking to comply fully with the Best Use of Stop and Search Scheme, initiated in April 2014 by the Home Secretary.	<p>BTP have an existing action plan in relation to stop and search and the 2013 HMIC inspection. The plan also now includes the BUSSS. This template will now capture all stop and search actions and will be published on the BTP website</p> <p>Many of the recommendations in the 2013 HMIC report have been complied with and closed for BTP. Ongoing work is progressed through the Police and Public Executive Board meetings chaired by the Deputy Chief Constable Adrian Hanstock.</p>	01/07/2015 <i>Updated</i> 18/09/2015	
3.	HMIC expects chief constables to use the self assessments they completed as part of this inspection to formulate their plans, alongside any other relevant information. We expect all forces to have completed, or to be making good progress in relation to, the recommended actions by November 2015.	As above	01/07/2015 <i>Updated</i> 18/09/2015	
4.	Within twelve months, chief constables and the College of Policing should agree and implement a set of minimum recording standards for the police use of the Road Traffic Act 1988 power to stop motor vehicles and the Police Reform Act 2002 powers to search for and seize alcohol and tobacco from young people for	The NPCC stop and search lead will work with the College of Policing on this recommendation. The NPCC lead will seek the views of forces.		

Stop and Search Recommendations Progress Chart

	Recommendation	Force update / assessment of progress	Estimated completion date / updated	Grading R/A/G
	the purpose of assessing their effective and fair use.			
5.	Within twelve months, the Home Office should establish a requirement for sufficient data to be recorded and published in the Annual Data Requirement to allow the public to assess how effective and fair the police are when they use these powers.	For Home Office to respond		
6.	Within twelve months, the Home Office should incorporate the Road Traffic Act power to stop motor vehicles and the Police Reform Act Powers to search for and seize alcohol and tobacco into Code A, so that officers are provided guidance about how they should use these powers in the same way that Code A provides guidance about stop and search powers.	For Home Office to respond		
7.	Within twelve months, the College of Policing should make sure that the relevant Authorised Professional Practice and the stop and search national training curriculum include instruction and guidance about how officers should use the Road Traffic Act 1988 power to stop motor vehicles and the Police Reform Act 2002 powers to search for and seize alcohol and tobacco from young people in a way that is effective and fair.	For College of Policing to respond		
8.	Within three months, chief constables should require	BTP introduced new recording standards to capture all this	31/12/2015	

Stop and Search Recommendations Progress Chart

Recommendation		Force update / assessment of progress	Estimated completion date / updated	Grading R/A/G
	their officers to record all searches which involve the removal of more than an outer coat, jacket or gloves. This record must specify: the clothing that was removed; the age of the person searched; whether the removal of clothing revealed intimate parts of the person's body; the location of the search including whether or not it was conducted in public view; and the sex of the officers present.	<p>information in detail. In addition to specifying if more than Jacket, Overcoat, Gloves (JOG) is removed officers are required to describe what articles of clothing were removed. BTP can also establish if intimate parts were revealed and if the search was out of public view and in accordance with PACE (i.e. officer of same sex etc)</p> <p>These refined recording standards have been flagged to the ISP team who are developing the next generation force computer system to ensure the same level of data quality is captured.</p>	Updated 27/08/2015	
9.	Within twelve months, the Home Office should incorporate into Code A a requirement for the recording of all searches which involve the removal of more than an outer coat, jacket or gloves and a requirement for officers to seek the authority of a supervising officer before strip searching children.	For Home Office to respond		
10.	Within twelve months, the Home Office should work with forces to establish a requirement for sufficient data to be published in the Annual Data Requirement to allow the public to see whether or not the way that police conduct searches that involve the removal of more than an outer coat, jacket or gloves is lawful, necessary and appropriate.	For Home Office to respond		
11.	Within three months, chief constables should put in	BTP will monitor and ensure compliance.	Updated	

Stop and Search Recommendations Progress Chart

Recommendation	Force update / assessment of progress	Estimated completion date / updated	Grading R/A/G
	<p>place a process to report, at least once a year, the information they get from recording searches that involve the removal of more than an outer coat, jacket or gloves to their respective police and crime commissioners*and to any community representatives who are engaged in the scrutiny of the use of stop and search powers to help them assess whether these searches are lawful, necessary and appropriate.</p> <p>*The term “police and crime commissioners” is used as shorthand so as to make reference to police and crime commissioners, the Mayor’s Office for Policing and Crime in the Metropolitan Police District and the Common Council of the City of London.</p>	27/08/2015	
12.	<p>Within twelve months, the College of Policing should make sure that the relevant Authorised Professional Practice and the stop and search national training curriculum include instruction and guidance about how to make sure that searches that involve the removal of more than an outer coat, jacket or gloves are conducted in a way that are lawful, necessary and appropriate.</p>	For College of Policing to respond	
APPGC recommendations			
9	<p>Recommendation 9: The Home Office and College of Police should use the “Best Use of Stop and Search” scheme to promote good practice in relation to the stop and search of children and young people by</p>	Home office and CoP to respond	

Stop and Search Recommendations Progress Chart

	Recommendation	Force update / assessment of progress	Estimated completion date / updated	Grading R/A/G
	<p>encouraging police forces to:</p> <ul style="list-style-type: none"> • improve the recording of data so that accurate statistics can be presented on the number of children and young people who have been stopped and searched, including whether this resulted in an arrest, summons, requirement to attend a voluntary interview, or confiscation of drugs or a weapon; • enable young people to participate in public scrutiny and lay observations; • promote clear complaints mechanisms to under 18s; • set out procedures for police liaison with child protection teams where any risks or concerns are identified following searches. 			
10	<p>Recommendation 10: The National Police Lead on stop and search should ensure that all police forces have in place independent stop and search scrutiny panels to examine the use of stop and search. These panels should be representative of the local population and address the disproportionate use of stop and search on specific groups, including children and young people, and the use of stop and search on particularly vulnerable groups such as under-10s.</p>	<p>BTP run regular (every three months) community consultation seminars where stop and search over the previous period is scrutinised. Representatives are made up from members of public. Owing to the National scope of the force and the transient nature of the public the BTP encounters, BTP has included members of Stopwatch, Independent Advisory groups to make up part of the group.</p> <p>The process adopted by BTP is to provide overview details of ALL stop searches conducted within the review period ahead of the meeting. Every public attendee then selects a number they themselves would like discussed. All information relating to the</p>	<p><i>Updated</i> 12/10/2015</p>	

Stop and Search Recommendations Progress Chart

	Recommendation	Force update / assessment of progress	Estimated completion date / updated	Grading R/A/G
		<p>stop searches are collated and presented at the meeting, which is recorded as are actions arising.</p> <p>In October BTP trialled a separate scrutiny meeting to gauge members thoughts on holding two separate meetings. The second meeting (as trialled) involved asking members to select in advance and discuss stop and searches conducted by BTP officers in the previous month.</p> <p>The meeting was held to be a success with members liking the new format, allowing them to really drill down into the elements of search. The new format of meeting will continue going forward.</p>		
12	<p>Recommendation 12: Following the Government's review of stop and search, the Home Secretary announced that stop and search data will be made available to the public in local crime maps. This should include data on the stop and search of children.</p>	<p>BTP now submits data to the Home Office for inclusion in the Police.uk mapping portal. BTP data is compliant with the standards required and demonstrates the forces use of stop and search.</p> <p>Further, sufficient information is submitted to make comparisons of data under a number of fields e.g. race of person stopped, age, location, time.</p> <p>A review of data between April 2015 – July 2015 demonstrated that BTP searched more 18-24 year olds than any other age range.</p>	Updated 12/10/2015	
13	<p>Recommendation 13: The Government should revise statutory guidance to the police on carrying out stop and search (PACE Code A) so that it:</p>	For HM Government to respond		

Stop and Search Recommendations Progress Chart

Recommendation	Force update / assessment of progress	Estimated completion date / updated	Grading R/A/G
	<ul style="list-style-type: none"> • makes clear to police officers that the safety and welfare of the child must be of paramount consideration when undertaking a stop and search on a person below the age of 18, highlighting their duty under section 11 of the Children Act 2004; <p>requires police forces to record the date of birth of children and young people on stop and search forms and central recording systems. To deal with cases where a child does not disclose his or her age, the Code should include the expectation that officers make a visual estimate of the child's age.</p>		
14	<p>Recommendation 14: The College of Policing should publish guidance within Authorised Professional Practice (APP), following public consultation, on the use of stop and search on children and young people. This should include:</p> <ul style="list-style-type: none"> • procedures police officers should follow to protect vulnerable children, such as children in care, children under the age of 10, and those at risk of abuse and exploitation; • supplementary guidance to support police officers on best practice in carrying out stop and searches on children and young people, and in particular those under the age of 10; <p>Advice on how police forces should enable children and young people to provide feedback in relation to their interaction, or advice on how to make a complaint if they feel they have been treated badly or unfairly.</p>	For College of Policing to respond	

Stop and Search Recommendations Progress Chart

Recommendation	Force update / assessment of progress	Estimated completion date / updated	Grading R/A/G
15	<p>Recommendation 15: There should be a presumption against under-10s being stopped and searched except in exceptional circumstances. Where stop and search does take place on children under 10, a parent or guardian should be informed at the earliest opportunity. A copy of the stop and search form should be forwarded to the police force's child protection team for onward referral to children's services where appropriate.</p>	<p><i>Updated</i> 27/08/2015</p>	<p style="background-color: #92d050;"></p>