

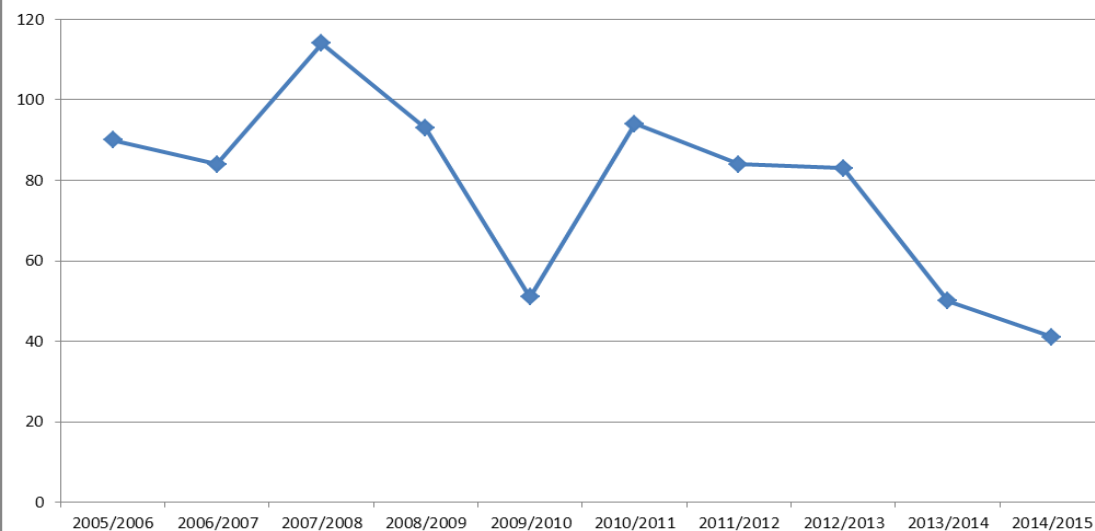
Freight Operators

Vanita Patel
Analysis & Performance Manager - BTP

ANALYSIS

- Freight operators record a low level of offences on BTP compared with Network Rail and passenger Train Operating Companies (TOCs)
- Last eight years:
 - TOCs have recorded 75.8% of BTP recorded notifiable crime
 - Network Rail 24.0%
 - Freight Operators 0.2%

Freight Crimes



	Freight	TOC	NWR
2005/2006	90	46649	13763
2006/2007	84	47511	13136
2007/2008	114	40880	12949
2008/2009	93	39576	12398
2009/2010	51	36120	11484
2010/2011	94	34452	12364
2011/2012	84	31524	11181
2012/2013	83	31064	9852
2013/2014	50	30471	9254
2014/2015	41	22416	6844

Freight Operators affected by crime:



Colas

DB Schenker

Direct Rail Services

Freightliner

GB Railfreight

Devon & Cornwall

Europorte (operates in France and owns GB Rail freight)

Stobart Rail (sublets trains)

Mendip Rail

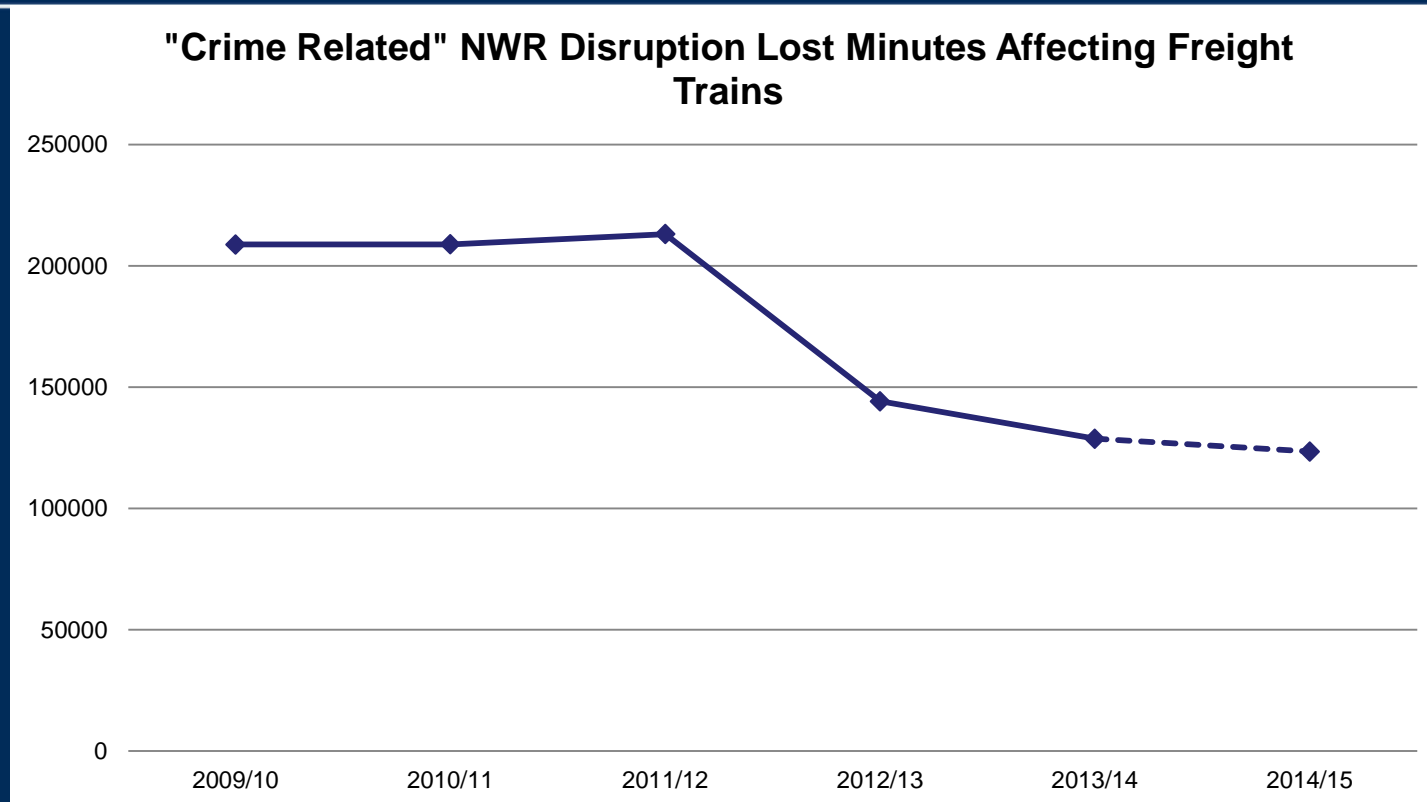
TYPES OF CRIME AFFECTING FREIGHT OPERATORS



- Theft Rail Property – items stolen from containers, keys
- Cable Theft
- Trespass – in freight yard or in front freight train
- Graffiti

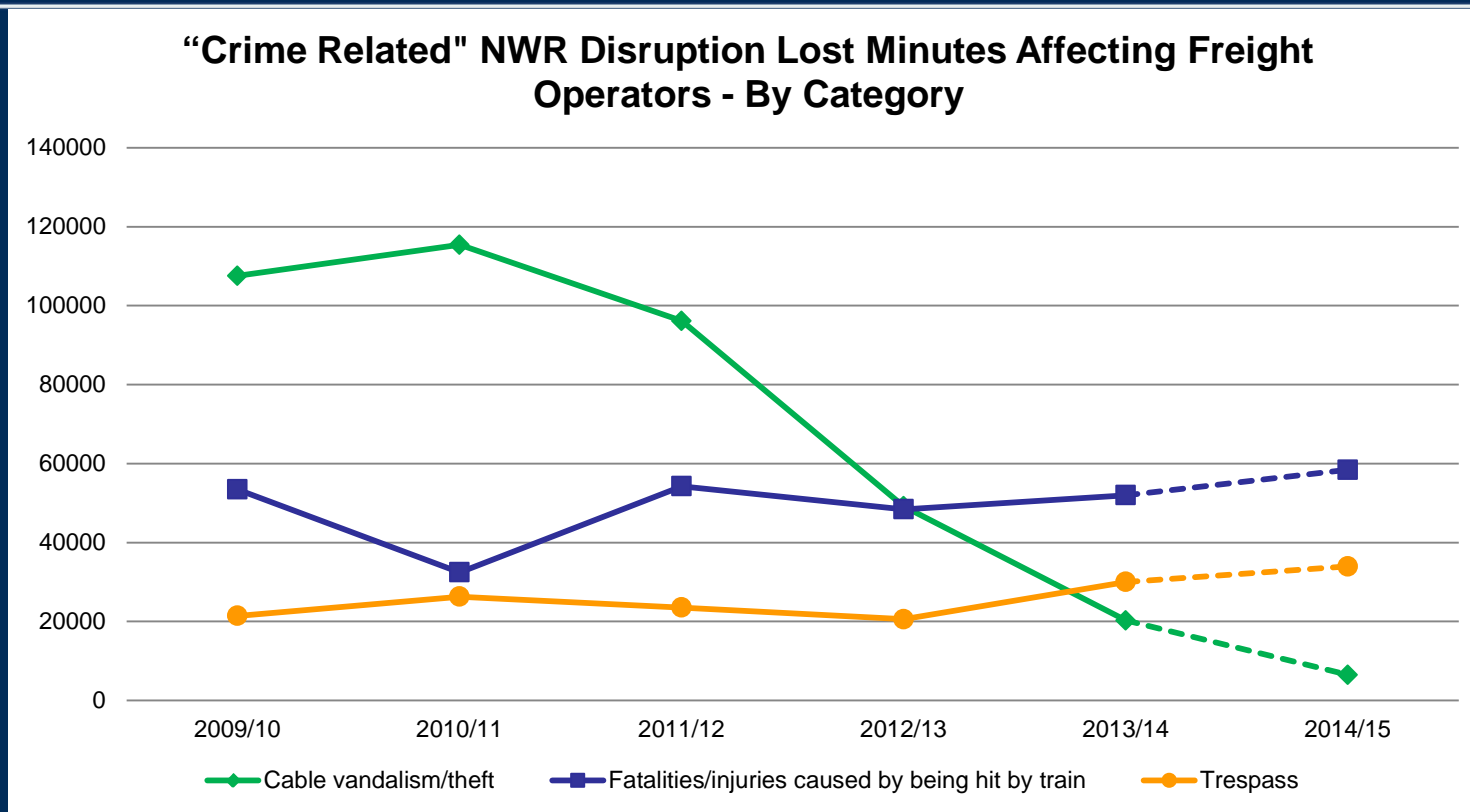
The above crimes accounted for 68% of total freight crime in 2014/2015

DISRUPTION



Total number of delay minutes assigned to freight trains has fallen from 222,458 minutes in 2011-12 to only 135,362 in 2013-14 (a 39% decrease)

DISRUPTION



Total number of delay minutes attributed to cable are projected to see a 68% reduction against last year. Lost minutes attributed to Trespass and Fatalities are projected to see a 12% and 13% increase respectively

STAKEHOLDER ENGAGEMENT



- Monthly data extracts for Freight Operators
- Local meetings – Freight Stakeholder Tasking Meeting, Policing Plan consultations, Bi Monthly engagement meeting
- Ad hoc engagement for specific events
- National bi monthly meeting to discuss freight operator requirements
- Enhanced engagement and joint working with NWR Freight SPOCs and Border Force
- Freight related proposed target 2015/2016